

Earth Day Commitments Craft

You will need:

Scissors

Hole-punch

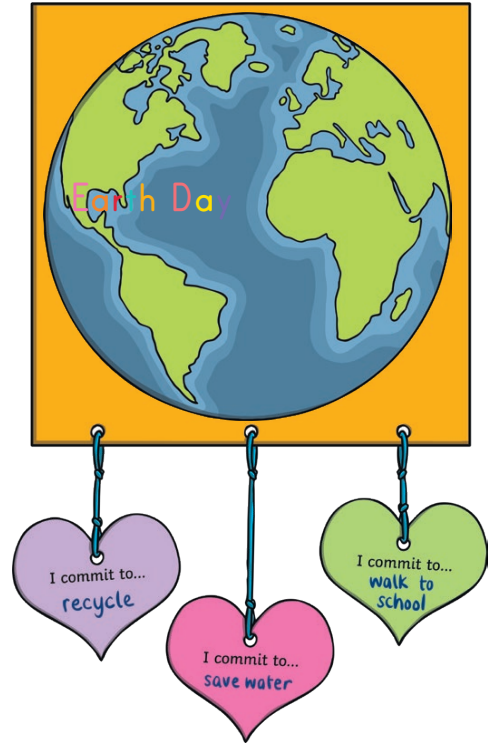
Markers/crayons/colored pencils

Yarn (three pieces about 6 inches each)

Earth template

Heart templates

Construction paper




Instructions

1. On each heart, write down a commitment you can make to care for the Earth.
2. Color the hearts and the Earth template.
3. Carefully cut out the Earth and all three hearts.
4. Glue the Earth to a square piece of construction paper.
5. Hole-punch three holes into the bottom edge of the construction paper.
6. Hole-punch a hole on the top of each of the hearts.
7. Using one of the hearts, string the yarn through the hole. Then, string the yarn through one of the construction paper holes so the heart hangs down from the construction paper. Repeat with the other hearts.




twinkl.com



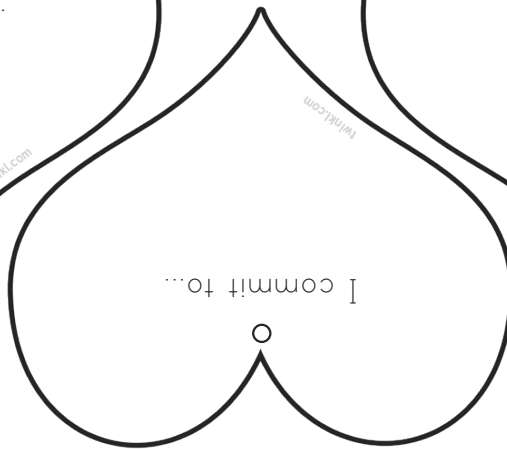
I commit to...

twinkl.com



I commit to...

twinkl.com



I commit to...

twinkl.com