

Varied Fluency

Step 1: Make Equal Groups – Sharing

Teaching Note:

We recommend using concrete manipulatives to support children's understanding of sharing into groups.

National Curriculum Objectives:

Mathematics Year 2: (2C6) [Recall and use multiplication and division facts for the 2, 5 and 10 multiplication tables, including recognising odd and even numbers](#)

Mathematics Year 2: (2C7) [Calculate mathematical statements for multiplication and division within the multiplication tables and write them using the multiplication \(\$\times\$ \), division \(\$\div\$ \) and equals \(=\) signs](#)

Mathematics Year 2: (2C8) [Solve problems involving multiplication and division, using materials, arrays, repeated addition, mental methods, and multiplication and division facts, including problems in contexts](#)

Differentiation:

Developing Questions to support making 2 equal groups by sharing (using knowledge of the 2 times tables).

Expected Questions to support making up to 4 equal groups by sharing (using knowledge of the 2 and 5 times tables).

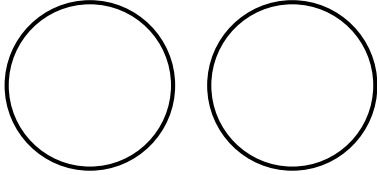
Greater Depth Questions to support making more than 4 equal groups by sharing (using knowledge of the 2, and 5 and 10 times tables).

More [Year 2 Multiplication and Division](#) resources.

Did you like this resource? Don't forget to [review](#) it on our website.

Make Equal Groups – Sharing

1a. Share the cars into the groups equally. Complete the stem sentence.



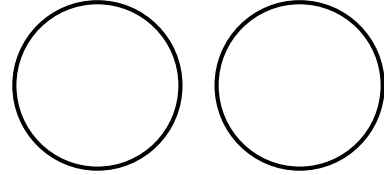
shared between groups of



VF

Make Equal Groups – Sharing

1b. Share the flowers into the groups equally. Complete the stem sentence.

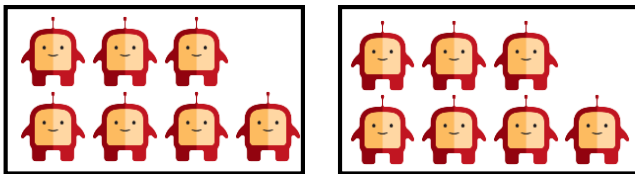


shared between groups of



VF

2a. Use the pictures to help you complete the number sentence.




$14 \div$ $=$



VF

2b. Use the pictures to help you complete the number sentence.



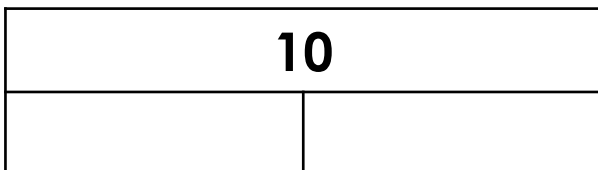
$6 \div$ $=$



VF

3a. Draw dots in the bar model to show:

$$10 \div 2$$



VF

3b. Draw dots in the bar model to show:

$$4 \div 2$$



VF

4a. Calculate the following:

$$2 \div 2 = \square$$

$$8 \div 2 = \square$$



VF

4b. Calculate the following:

$$6 \div 2 = \square$$


$$12 \div 2 = \square$$



VF

Make Equal Groups – Sharing

5a. Share the ladybirds into the groups equally. Complete the stem sentence.



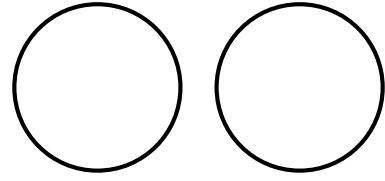
shared between groups of



VF

Make Equal Groups – Sharing

5b. Share the spiders into the groups equally. Complete the stem sentence.



shared between groups of



VF

6a. Use the pictures to help complete the number sentence.




$15 \div$ $=$



VF

6b. Use the pictures to help complete the number sentence.



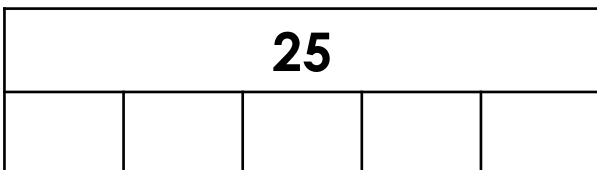
$20 \div$ $=$



VF

7a. Draw dots in the bar model to show:

$25 \div 5$



VF

7b. Draw dots in the bar model to show:

$20 \div 5$



VF

8a. Calculate the following:

$12 \div 2 =$

$18 \div 2 =$

$6 \div 3 =$



VF

8b. Calculate the following:

$30 \div 5 =$

$14 \div 7 =$


$24 \div 2 =$



VF

Make Equal Groups – Sharing

9a. Share the cups into the groups equally. Complete the stem sentence.





shared between groups of



VF

Make Equal Groups – Sharing

9b. Share the jewels into the groups equally. Complete the stem sentence.




shared between groups of



VF

10a. Use the pictures to help you complete the number sentence.




14 ÷ =



VF

10b. Use the pictures to help you complete the number sentence.



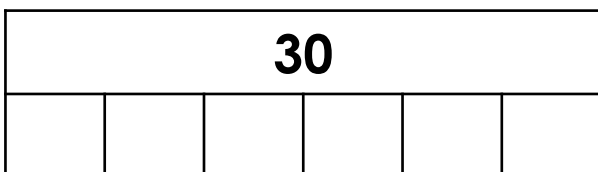
40 ÷ =



VF

11a. Draw dots in the bar model to show:

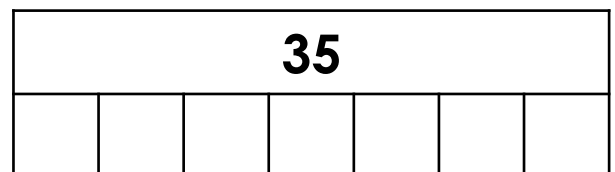
30 ÷ 6



VF

11b. Draw dots in the bar model to show:

35 ÷ 7



VF

12a. Calculate the following:

35 ÷ **5** =

20 ÷ **10** =

18 ÷ **2** =



VF

12b. Calculate the following:

25 ÷ **5** =

30 ÷ **2** =

40 ÷ **4** =



VF

Varied Fluency Make Equal Groups – Sharing

Developing

- 1a. 4 shared between 2 groups of 2.
- 2a. $14 \div 2 = 7$
- 3a. 5 dots in each group.
- 4a. $2 \div 2 = 1$, $8 \div 2 = 4$

Expected

- 5a. 6 shared between 3 groups of 2.
- 6a. $15 \div 3 = 5$
- 7a. 5 dots in each group.
- 8a. $12 \div 2 = 6$, $18 \div 2 = 9$, $6 \div 3 = 2$

Greater Depth

- 9a. 15 shared between 5 groups of 3.
- 10a. $14 \div 7 = 2$
- 11a. 5 dots in each group.
- 12a. $35 \div 5 = 7$, $20 \div 10 = 2$, $18 \div 2 = 9$

Varied Fluency Make Equal Groups – Sharing

Developing

- 1b. 8 shared between 2 groups of 4.
- 2b. $6 \div 2 = 3$
- 3b. 2 dots in each group.
- 4b. $6 \div 2 = 3$, $12 \div 2 = 6$

Expected

- 5b. 10 shared between 2 groups of 5.
- 6b. $20 \div 4 = 5$
- 7b. 4 dots in each group.
- 8b. $30 \div 5 = 6$, $14 \div 7 = 2$, $24 \div 2 = 12$

Greater Depth

- 9b. 20 shared between 5 groups of 4.
- 10b. $40 \div 8 = 5$
- 11b. 5 dots in each group.
- 12b. $25 \div 5 = 5$, $30 \div 2 = 15$, $40 \div 4 = 10$