


Name:

Class:

KS1 English Grammar, Punctuation & Spelling




Year **1**

Targeted Question Book

Includes Answers

Spelling Hints and Tips

1. Break words into sounds to spell them.



c a t

p i n

r u n

l e g

d o t



2. Some sounds are made from more than one letter.

n igh t



c oa t



b oo t



3. Think of words where sounds are spelt the same.

These words all end in **ay**.

clay say today play




4. Not all sounds are spelt the way you expect.

chat

fish

c + h makes the **ch** sound

s + h makes the **sh** sound



Contents

Section One — Grammar

Forming Sentences	2
Joining Words with and	4
Joining Sentences with and	5
More than one Sentence	6

Section Two — Punctuation

Capital Letters for Names and I	7
Capital Letters and Full Stops	8
Separating Words with Spaces	9
Question Marks	10
Exclamation Marks	11

Section Three — Spelling

The Alphabet	12
The ai sound	13
The oi sound	14
The Long e sound	15
The Long i sound	16
The Long o sound	17
The Long oo sound	18
The Short oo sound	19

The Short e sound	20
The ow sound	21
The ur sound	22
The ar sound	23
The or sound	24
The air sound	25
The ear sound	26
Consonant Pairs	27
The ch, sh and th sounds	28
Words with ph and wh	29
The Hard c sound	30
Words ending in ff, ll, ss and zz	31
Words ending in ve	32
Words ending in nk	33
Words ending in tch and ch	34
Adding s and es	35
Adding ing and ed	36
Adding er and est	37
Adding un at the start of words	38
Syllables	39
Compound Words	40
Mixed Spelling Practice	41
Answers	45

Published by CGP

Editors: Emma Bonney, Heather Gregson, Sabrina Robinson
With thanks to Matt Topping and Lucy Towle for the proofreading.

ISBN: 978 1 78294 191 0

Clipart from Core1®

Printed by Elanders Ltd, Newcastle upon Tyne.

Based on the classic CGP style created by Richard Parsons.

Thumb illustration used throughout the book © iStockphoto.com.

Text, design, layout and original illustrations © Coordination Group Publications Ltd. (CGP) 2014
All rights reserved.

Photocopying this book is not permitted, even if you have a CLA licence.
Extra copies are available from CGP with next day delivery • 0800 1712 712 • www.cgpbooks.co.uk

Forming Sentences

A sentence is a **group of words**.

The words need to be in the **correct order** so the sentence **makes sense**.

I playing football like.

The words are in the wrong order. This sentence doesn't make sense.

I like playing football.

The words are in the right order. This sentence makes sense.



① Put a **tick** next to the sentences that **make sense**.

My mum loves toast.

My name is Jamie.

I fish tea for had.

A house live I in.

Grass the green is.

I go to school.

② **Join** the parts of the **sentences** so they make sense.

I share

is Mia.

My name

jump high.

Frogs can

my sweets.

This bin

some toys.

We found

smells bad.

Forming Sentences

- ③ Fill in the **gaps** so that these sentences make sense.

I blue have shoes. → I _____ shoes.



My runs dog fast. → My _____ fast.



It rain will later. → It _____ later.



I to love dance. → I _____ dance.



- ④ Write out the words in the **boxes** to form **sentences**.

Sam

messy

very

is

_____.

my

posted

letter

I

_____.

sat

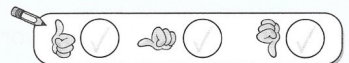
The

cat

down

_____.

"I can write **sentences**."



Joining Words with and

You can use **and** to join other words together.

It is sunny **and** hot.



I have a cat **and** a rabbit.



I am big **and** tall.



① **Cross out** the **and** that is not needed in each sentence.

We are buying ~~and~~ bread and cheese.

I wear my hat and scarf and in winter.

My bedroom and is pink and yellow.

I and like fairy stories and pirate stories.

② Put the word **and** in the correct place in these sentences.

My big _____ brother is messy _____ loud.

I would like _____ an apple _____ a banana.

Mum _____ Dad are taking me _____ to the park.

Today is my birthday _____ I am six _____ years old.

Nick _____ Molly are playing _____ with bricks.


"I can use **and** to join words."



More than one Sentence

You can join **lots of sentences** together to make a **story**.

① Use the **pictures** to **number** the sentences in the **correct order**.



- Inspector Rob looked for the cat and he found a paw print.
- At last the cat was home, and Mr Brown was very pleased.
- 1 Mr Brown was very upset because he had lost his cat.
- The paw prints led to a tree, but the cat was stuck.
- Inspector Rob called Mr Brown, and they rescued the cat.

"I can **join sentences** to make **stories**."



Capital Letters for Names and I

You need to use a **capital letter** for **names**, **days** of the week and **months** of the year.

Elsa

Mrs Green

Wednesday

September

You also need a capital letter when you write **I**.

1 Circle the words that need a **capital letter**.

giraffe

tuesday

martin

april

i

down

car

mr tate

yellow

august

2 Complete each word with a **capital letter**.



___eter



___ate



___ecember



___uly

3 Write the words that need a **capital letter** correctly in the box.

sarah

june

eggs

robert

friday

castle

"I can use **capital letters** for names and I."



Capital Letters and Full Stops

You need to start each sentence with a **capital letter**.
Sentences usually finish with a **full stop**.

The dog is hungry.



We ran fast.



- ① **Circle** the letter that should be a **capital letter** in each sentence.

the bike is new and shiny.

my best friend has curly hair.

zebras have black and white stripes.

- ② **Tick** the sentences that use **capital letters** and **full stops** correctly.

the puppy is sleeping

Monkeys eat fruit

My house is old.

he read a story.

The flag was red.

Today is a great day.

- ③ **Write** the word in the box with a **capital letter** and add a **full stop** to each sentence. One has been done for you.

there → There was cake at the picnic.

my → _____ little brother woke me up.

our → _____ teacher is very funny.

"I can use **capital letters** and **full stops**."



Separating Words with Spaces

You need to leave **spaces** between words in a sentence.

Aliensliveinspace. X



Aliens live in space. ✓



1 **Tick** the sentences that use **spaces** correctly.

Hisshoeswerespotty.

His shoes were spotty.

I love bananas.

Ilove bananas.

Our cat sleeps a lot.

Our catsleepsalot.

2 **Write** the sentence below using **spaces**. Use the picture to help you.



Benkickedtheball.

3 **Draw lines** to match each **sentence** to its missing punctuation.

Sentence

the film was really funny.

The film was really funny

Thefilmwasreallyfunny.

Missing Punctuation

full stop

spaces

capital letter

“I can separate words with **spaces**.”



Question Marks

Every question should end with a **question mark**.

Where do you live?

Who has the blue paint?

- ① **Circle** the **question marks** in these sentences.

When is your birthday?

What would you like to play?


Do you want more potatoes?

- ② **Finish** each sentence with a **question mark**.

Can you swim__


Is it raining__

Where is Tim__



- ③ **Draw lines** to show whether each sentence needs a **full stop** or a **question mark**.

I ate pasta for dinner



Where are you going

Can you help me

This is tricky

Do you have any pets



She is good at maths

"I can use **question marks**."



Exclamation Marks

Exclamation marks show **strong feelings** like **anger** or **surprise**. They also show that someone is **speaking loudly**.

Don't look!

Watch out!

Listen to me!

① **Tick** the sentences that use **exclamation marks**.

Don't go in there!

I have three dogs.

My front door is green.

I saw a rat!

What shall we do next?

I want one too!

The rabbit has escaped!

Is Ben at home?


② **Write** the correct **sentence** from the **boxes** next to each **picture**.

Stand up!

There's a fire!

I won!

I found it!



"I can use **exclamation marks**."




The Alphabet

There are **five vowels** in the alphabet. → a e i o u
 The other letters are called **consonants**.
 Each vowel has a different **short sound**.

pan jet tin doll cup 

① Write a **vowel** in the gaps to **complete** these words.



p _ g



m _ n



d r _ m



f r _ g

② Draw lines to join the **pairs** of words with the **same vowel sound**.

pot

hen

cat

bus

big

ten

pin

mop

hut

flag

③ **Replace** the first letter of each word with a different **consonant** to make **two new words**.

leg ⇒ p _ e g ⇒ b _ e g

jug ⇒ _ u g ⇒ _ u g

fat ⇒ _ a t ⇒ _ a t

bit ⇒ _ i t ⇒ _ i t


"I can spell words with **short vowel sounds**."



The ai sound

The **ai** sound can be written:

ai




mail

ay



tray

a_e



same

- ① **Circle** the letters that make the **ai** sound.

day

wait

stay

way

made

afraid

safe

- ② Write **ai**, **ay** or **a_e** to **complete** these words.



r _ _ n

pl _ _

c _ k _

p _ _

tr _ _ n

- ③ **Complete** each set of words so they make the **same sound** as the word in the box.

fame

t _ _ _

n _ _ _

c _ _ _

fr _ _ _

jail

f _ _ _

tr _ _ _

n _ _ _

r _ _ _

bay

m _ _

cl _ _

s _ _

tr _ _

"I can spell the **ai** sound."



The oi sound

The **oi** sound can be written:


oi
point




oy
boy






1 Use the letters in the **fish** to **spell** the **oi** or **oy** word.




s o i l



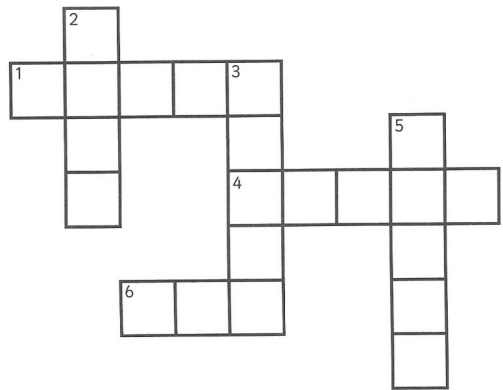






2 Use the **correct spelling** of each word to **complete** the **crossword**.

1. voice / voyce
2. foil / foyl
3. enjoi / enjoy
4. joint / joynt
5. annoi / annoy
6. toi / toy



"I can spell the **oi** sound."



The Long e sound

The **long e** sound can be written:

ee

3

three

ea



read

ie



thief

e_e



complete

y



funny

- ① **Cross out** each **underlined word** that is spelt **wrong**.

My school bag is green / ~~grean~~.

Press the deleat / delete button.

A daisy / daisee is yellow and white.

Put thease / these boxes down.

He ate a huge peece / piece of cake.

I ride my ponee / pony on Fridays.

- ② **Draw lines** to the correct spelling of the **long e** sound.

sp _ _ ch

ie

s _ _ n

pl _ _ se

ee

fr _ _

ch _ _ f

ea

dr _ _ m

m _ _ l

f _ _ ld

"I can spell the **long e** sound."



The Long i sound

The **long i** sound can be written:



igh

night



i_e

hike



ie

tie

① **Circle** the words that are **spelt correctly**.

high / hie

cried / crighed

riet / right

liek / like

pie / pigh

② **Fill** the gaps with **igh**, **i_e** or **ie** then **find** the words in the wordsearch.

d r _ _ d t r _ _ d

w _ s _ r _ s _ w _ d _

m _ _ _ t f _ _ _ t

W	I	D	E	A	E	F
I	H	R	S	P	M	R
S	M	I	G	H	T	I
E	O	E	T	D	R	S
I	B	D	I	G	I	E
R	H	E	S	O	E	C
F	I	G	H	T	D	W


③ Write **igh**, **i_e** or **ie** to **fill in** the gaps.

Turn off that **b r _ _ _ t l _ _ _ t**.



There are **f _ v _ m _ c _** here.

I **t _ _ d** a **k _ t _** to my **b _ k _**.



"I can spell the **long i** sound."



The Long o sound

The **long o** sound can be written:



- ① Write **oa**, **ow** or **o_e** to **complete** these words.



c _ _ t



g r _ _



n _ t _



g _ _ t



b _ n _

- ② **Circle** the **correct spelling** of each word and **write** it on the board.

(woke) / woak

joak / joke

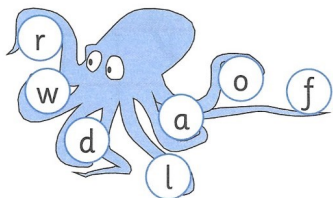
woke

soap / sope

moa / mow

own / oan

- ③ Write **three words** with the **long o** sound using the letters below.



_ _ w

l _ _ _

f _ _ _

The **long o** sound can also be written **oe**, but not very often. E.g. *goes*.

"I can spell the **long o** sound."



The Long oo sound

The **long oo** sound can be written:

oo



spoon

ue



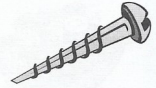
blue

u_e



rude

ew



screw

- 1 **Cross out** each **underlined word** that is spelt **wrong**.

Can you give me a clue / ~~clew~~?

I will see you sune / soon.

He broke a rule / rool.

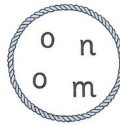
We are painting my rume / room.

The bird floo / flew high in the sky.

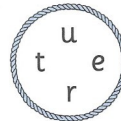
- 2 Use the letters in the **circle** to **write** a word with the **long oo** sound.



g l u e











"I can spell the **long oo** sound."



The Short oo sound

The **short oo** sound can be written:

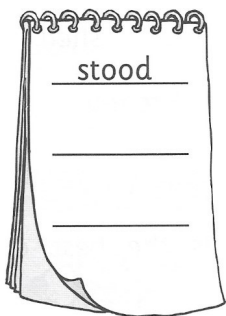
u
bull



oo
book

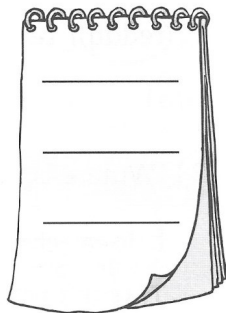


1 Circle the correct spelling in each pair and write it on a notepad.



stood / stud

pull / pul



wul / wool

ful / full

hood / hud

gud / good

2 Tick the words that are spelt correctly.

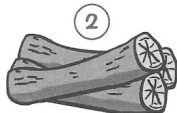
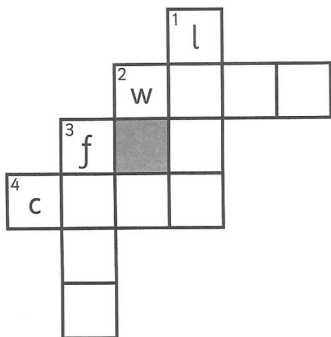
took

sut

huk

bully

3 Use the picture clues to complete the crossword.



"I can spell the **short oo** sound."



The Short e sound

The **short e** sound
can be written:



e
bed



ea
head

- 1 Circle the words that are **spelt correctly**.

teddy / teaddy

instead / insted

shed / shead

leamon / lemon

redy / ready

- 2 Write **e** or **ea** to **complete** these sentences.

I love chocolate spr___d.

R___d is the best colour.

This j___lly is very wobbly.

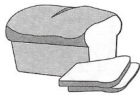
Don't tr___d on my toes.

- 3 Draw lines to the correct **spelling** of
the **short e** sound, then **write** the word.




t ? n t

t e n t



b r ? d



d ? s k



s w ? t

"I can spell the **short e** sound."



The ow sound

The **ow** sound can be written:

ow

cow



ou

cloud



① **Circle** the **letters** that make the **ow** sound.

house

pound

frown

count

towel

loud

② **Draw lines** to show how to spell the **ow** sound, then **fill in** the gaps.



c l o w n

ow




___ t h



___ s e

ou



c ___

③ **Complete** each set of words so they make the **same sound** as the word in the box.

town

g ___

d ___

b r ___

found

s ___

r ___

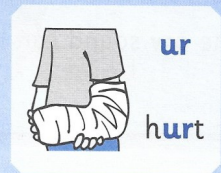

g r ___

"I can spell the **ow** sound."




The ur sound

The **ur** sound can be written:



① **Complete** these words using **er**, **ir** or **ur** to match the picture.



1. b _ _ d

3. c _ _ l y

2. g _ _ l

4. s k _ _ t

② **Draw lines** to make **three** words with the **ur** sound.

dir

ser

urch

ch

ty

ve

③ **Write** the correct spelling to **complete** each sentence.

Ben is _____ at catch than me .

better

bettur

I will be in Year Two next _____ .

turm

term

Jo told me to _____ the beetle stew .

stir

ster

"I can spell the **ur** sound."




The ar sound

The **ar** sound is normally written **ar**:



car

shark



art



- ① **Fill in the gaps**, then **find** the words in the wordsearch.

m _ _ k e r a p _ _ t

_ _ m s m _ _ t f _ _

c _ _ p e t s c _ _ f

S	C	A	R	F	K	R
M	R	M	T	P	A	C
A	L	A	P	A	R	T
R	O	R	S	E	M	S
T	A	K	M	R	O	F
N	M	E	D	A	S	A
C	A	R	P	E	T	R

- ② **Complete** each word to match the picture.



p _ _ t y



f _ _ m e r




j _ _



s t _ _



b _ _ n



"I can spell the **ar** sound."

