

Art and Design

Unit 1 – Formal Elements of Art

Y2

In this unit we will be exploring the formal elements of art and design, covering pattern, texture and tone. We will be using a range of materials, drawing on inspiration from a varied selection of art styles. We will learn about a range of artists, learning how to describe the differences and similarities between different practices and disciplines while making links to our own work.

Knowledge

- Know that a pattern is created by repeating lines, shapes, tones or colours
- Understand that a repeated pattern is a repeated design in a sequence.
- Know that tessellation is an arrangement of shapes close together in a repeated pattern, without gaps or overlapping.
- Know how to take a rubbing from different textures.
- Know that tools and textured surfaces used will change how rubbings look.
- Know that frottage is the technique or process of taking a textured rubbing from an uneven surface.
- Know that 'tone' means the lightness or darkness of something.
- Know that using different drawing tools and different ways of holding them can give a variety of tones from light to dark.
- Know that using colour in different ways can create tone.
- Know how to create tone using different media.
- Know that overprinting is printing over the top of a print.
- Know that artists use different techniques to create a personal style
- Know that surrealism is a style of art where ideas, images and objects are combined in a strange way, like a dream.
- Know that Dada is a modern art movement which makes fun of the modern world.

Skills


- Use everyday items to create patterns
- Create tessellating patterns.
- Identify and describe different textures.
- Create a textured picture using frottage.
- Select and use appropriate materials to create simple textures.
- Use pencils to experiment creating different tones
- Begin to use tone to make a drawing look three dimensional
- Experiment with and use a range of media to create tone.
- Create prints using overlapping.
- Discuss distinct artist styles.
- Develop original artwork in response to inspiration from an artist.

Vocabulary

pattern, repeating pattern, overprinting, tessellation, rubbing texture, frottage, dada, surrealism, collage, 3D, tone, shade, style, technique


Inspiring Individuals and their art

MC Esher: A Dutch graphic artist who is famous for his tessellations in which the individual tiles form a recognisable motif such as birds and fish.




Sari Dienes: a Hungarian-born artist who worked with a wide range of media, including combining rubbings of manhole covers, subway gratings and other elements of the urban streetscape.

Max Ernst: A German-born painter, sculptor, graphic artist, and poet whose work was part of the Dada and Surrealist art movements.



Ed Ruscha: An American artist who is associated with the Pop Art movement because of his use of flat lines and bright colours.

Lucien Rudaux: A French artist and astronomer, who created famous paintings of space themes in the 1920s and 1930s.



Lois Mailou Jones: An influential artist and teacher who attained fame for her art while living as a black expatriate in Paris during the 1930s and 1940s.