

## R.E.




Ruth



Jacob



Abraham



Henri Matisse



Nike Davies Okundaye

## ART

## MUSIC



Elvis Presley

Beyonce



## YEAR 4 Autumn




These inspirational people are linked to our learning throughout the Autumn term. Find out about them to earn POWer Points.

## SCIENCE



Aristotle



Alfred Barnhard Nobel



Mary Elizabeth Banning



Spencer Silver



Jeffrey Karp

## GEOGRAPHY




Cyrus Avery

## FRENCH




Alexandra Cousteau

## HISTORY



Tutankhamun

Cleopatra



## D.T.

Edward Bouchet



Richard Trevithick



Pele

Marta



Alwin Ailey Jr

Tamara Rojo



## P.E.



# How to earn POWer Points.

POWer projects should include the following information as a minimum.

## KS1 expectations

- Name of the person
- When they born and died (or are they alive now)
- Where they lived
- What are they famous for?

**1 POINT**

## KS2 expectations

- Name of the person
- When was this person alive?
- What do we know about their life?
- What did this person do that was so important?
- How has this person inspired others?

**1 POINT**

Children who complete their best learning about 1 or more people in one term can earn the following PINS.

## SPRING TERM BRONZE PIN

Learn about the life of 1 person.

**1 POINT**

## SPRING TERM SILVER PIN

Learn about the lives of 2 people

**2 POINTS**

## SPRING TERM GOLD PIN

Learn about the lives of 3 people

**3 POINTS**



# POWer Project Information

## (for children and parents)

- Learning can be presented in any format.  
For example: *a written project, a fact file, a poster, a powerpoint, a video, a voice recording or any other way you feel appropriate.*
- All work should be a child's own and use their own words.  
If your child does not have the skills to be able to write at length, they can be recorded (video or audio) talking about what they have found out and this can be uploaded as evidence.
- Children should complete the project individually, not working with their friends.
- Any work that is uploaded that does not appear to be a child's own, will not be considered for a PIN badge.
- Any work that is not comparable to the work they would normally produce in class will not be considered for a PIN badge.
- Children will not get a badge just for doing the project.
- All projects must be uploaded to SEESAW under the relevant assignment.
- If you have completed the project on paper, please upload a clear photograph of the work.

**PROJECTS NEED TO  
BE UPLOADED TO  
SEESAW BY  
MONDAY 3rd  
NOVEMBER.**