

## R.E.



St Paul

## GEOGRAPHY



Veerabhadran Ramanathan

## MUSIC



Paul Simon


Miriam Makeba




## SCIENCE




Sir David Attenborough



Leo Baekeland



Ignaz Semmelweis



Charles McIntosh



Gloria Majiga-Kamoto

## YEAR 2 Autumn




These inspirational people are linked to our learning throughout the Autumn term. Find out about them to earn POWer Points.

## ART



Lois Mailou Jones




MC Escher

## HISTORY

Guy Fawkes



Samuel Pepys



## D.T.



Jamie Oliver




Ade Adepitan

Lionel Messi



Fan Zhendong

Kerry Walsh Jennings



## P.E.



# How to earn POWer Points.

POWer projects should include the following information as a minimum.

## KS1 expectations

- Name of the person
- When they born and died (or are they alive now)
- Where they lived
- What are they famous for?

**1 POINT**

## KS2 expectations

- Name of the person
- When was this person alive?
- What do we know about their life?
- What did this person do that was so important?
- How has this person inspired others?

**1 POINT**

Children who complete their best learning about 1 or more people in one term can earn the following PINS.

## SPRING TERM BRONZE PIN

Learn about the life of 1 person.

**1 POINT**

## SPRING TERM SILVER PIN

Learn about the lives of 2 people

**2 POINTS**

## SPRING TERM GOLD PIN

Learn about the lives of 3 people

**3 POINTS**



# POWer Project Information

## (for children and parents)

- Learning can be presented in any format.  
For example: *a written project, a fact file, a poster, a powerpoint, a video, a voice recording or any other way you feel appropriate.*
- All work should be a child's own and use their own words.  
If your child does not have the skills to be able to write at length, they can be recorded (video or audio) talking about what they have found out and this can be uploaded as evidence.
- Children should complete the project individually, not working with their friends.
- Any work that is uploaded that does not appear to be a child's own, will not be considered for a PIN badge.
- Any work that is not comparable to the work they would normally produce in class will not be considered for a PIN badge.
- Children will not get a badge just for doing the project.
- All projects must be uploaded to SEESAW under the relevant assignment.
- If you have completed the project on paper, please upload a clear photograph of the work.

**PROJECTS NEED TO  
BE UPLOADED TO  
SEESAW BY  
MONDAY 3rd  
NOVEMBER.**