




Margaret Sinclair

R.E.

St Clare of Assisi



St John Mary Vianney

MUSIC



Pharell Williams

The Carpenters



GEOGRAPHY



Claudius Ptolemy

FRENCH



Katō Lomb

YEAR 6 Autumn




These inspirational people are linked to our learning throughout the Autumn term. Find out about them to earn POWer Points.

SCIENCE




Carl Linnaeus



Kaddu Sebunya



Johnny Srouji



Thomas Edison



William Armstrong




Jeanette Gitobu

ART



Keith Mallet

Paul Cezanne



D.T.



Edith Clarke



Lewis Howard Latimer



Will Greenwood

Margaret Alphonsi



Tracey Neville

P.E.



How to earn POWer Points.

POWer projects should include the following information as a minimum.

KS1 expectations

- Name of the person
- When they born and died (or are they alive now)
- Where they lived
- What are they famous for?

1 POINT

KS2 expectations

- Name of the person
- When was this person alive?
- What do we know about their life?
- What did this person do that was so important?
- How has this person inspired others?

1 POINT

Children who complete their best learning about 1 or more people in one term can earn the following PINS.

AUTUMN TERM BRONZE PIN

Learn about the life of 1 person.

1 POINT

AUTUMN TERM SILVER PIN

Learn about the lives of 2 people

2 POINTS

AUTUMN TERM GOLD PIN

Learn about the lives of 3 people

3 POINTS



POWer Project Information (for children and parents)

- Power Projects are optional. They will help develop your general knowledge.
- Try to choose a person you don't know very much about.
- You can choose how you would like to present your research
 - *e.g. a written project,*
 - *a fact file,*
 - *a poster,*
 - *a powerpoint,*
 - *a video,*
 - *a voice recording*
 - *or any other innovative ideas you have - it really is up to you.*
- The project can be completed on paper or completed electronically.
- You must use your OWN WORDS.
- Your work must be YOUR BEST WORK in order to earn the Pin badge. You will not get a badge just for doing the project.
- All projects must be uploaded to SEESAW under the relevant assignment.
- If you have completed the project on paper, please upload a clear photograph of your work.

**PROJECTS
NEED TO BE
UPLOADED TO
SEESAW BY 15TH
DECEMBER.**