

# Welcome

## Year 3

Meet with the Teacher

Autumn 2023



**Class Teacher**

---

**Mr Puttock**

**Teaching Assistant**

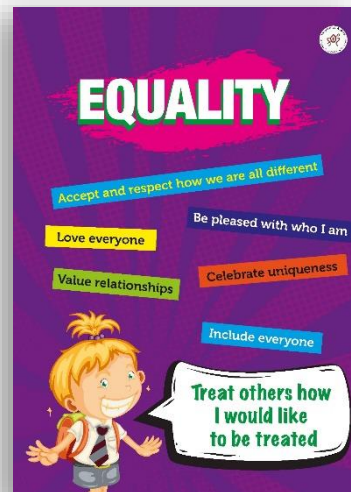
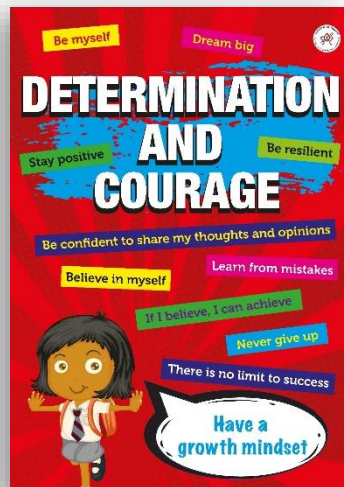
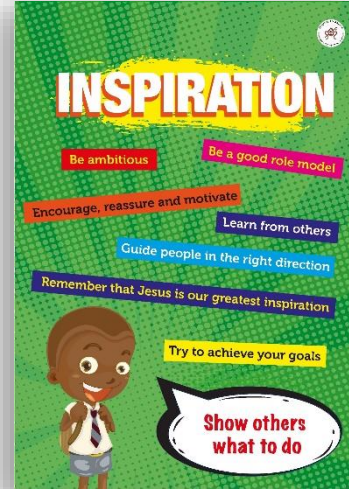
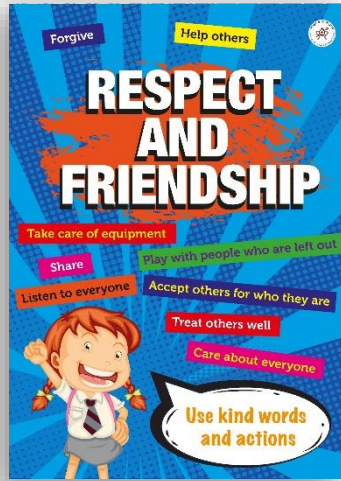
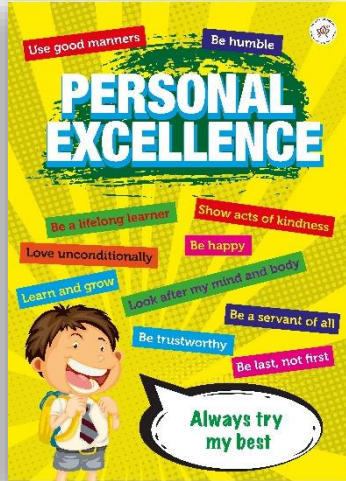
---

**Mrs Henderson**



# KS2 Behaviour Expectations

## PRIDE Values



In Key Stage 2, a card system is in place. All children begin the day with their name on a green card. If their behaviour does not follow the Pride Values or disrupts the learning or well-being of others, their name is moved off the green card on to other coloured cards, as follows:

Behaviour	Management
Following the Pride Values – well done	
Behaviour that does not follow the Pride Values, for example: <ul style="list-style-type: none"> <li>• Not being kind or respectful to adults or other children</li> <li>• Not treating others how they would like to be treated themselves</li> </ul>	<u>Strategies may include:</u> <ul style="list-style-type: none"> <li>• Given a reminder of expectations.</li> <li>• Reminded of choices and consequences.</li> <li>• Discussion of next step consequences if the behaviour continues.</li> </ul>
Continuation of inappropriate behaviour that does not follow the Pride Values	<u>Strategies may include:</u> <ul style="list-style-type: none"> <li>• Giving 'time out' or 'thinking time'.</li> <li>• Seating within the classroom changed</li> </ul> <u>Action</u> <ul style="list-style-type: none"> <li>• Restorative discussion held with the class teacher</li> <li>• Reflection sheet completed by the child as a result of the conversation.</li> <li>• Child must follow their plan on how they said they are going to make the situation right, eg write a sorry note.</li> </ul>
Continuation of inappropriate behaviour that does not follow the Pride Values despite intervention during previous steps OR Move to this stage immediately for any of the following: <ul style="list-style-type: none"> <li>• Fighting, injuring another pupil, physical aggression toward staff.</li> <li>• Verbal/threatening abuse toward an adult/peers</li> <li>• Swearing, racist comments or abusive language.</li> <li>• Complete refusal to cooperate.</li> <li>• Deliberately damaging school property or stealing.</li> <li>• Behaviour likely to endanger themselves or others.</li> <li>• Bullying.</li> <li>• Any other serious behaviour</li> </ul>	<u>Action</u> <ul style="list-style-type: none"> <li>• Behaviour incident sheet completed by the adult who witnessed the behaviour.</li> <li>• Restorative discussion with the Deputy Head.</li> <li>• Pupil will have an appropriate period of time out of break/lunch.</li> <li>• Parents/carers will be informed by the class teacher.</li> <li>• Pupils' behaviour will be monitored by Deputy Head, including ensuring the restorative plan they made is followed.</li> </ul>



# Independence

	<u>YR</u>	<u>Y1</u>	<u>Y2</u>	<u>Y3</u>	<u>Y4</u>	<u>Y5</u>	<u>Y6</u>
<b>Resources</b>	<p>All children carry their own bags and belongings, give money, notes, messages etc.</p> <p>Adults support children with getting the right belongings at the right time</p>	<p>Organise belongings with list</p> <p>Starting to take responsibility for their belongings but parents lead this</p> <p>Visual reminder to change their books</p>	<p>Children remember to change their book with verbal reminder</p>	<p><b>Organise belongings to bring into classroom without a displayed list e.g. writing pen, books, folders, musical instruments, PE kits etc.</b></p> <p><b>Personal responsibility for organising things for the day/week e.g. forgotten PE kit - no PE session (parents not bringing in for them) etc.</b></p>		<p>Children bring in their own pencil cases and stationery and look after their own things.</p> <p>Children organise their own belongings e.g. PE kits, musical instruments, money and find appropriate times to sort these items.</p> <p>If lost, use “old/spare stationery” drawer.</p>	

	<u>YR</u>	<u>Y1</u>	<u>Y2</u>	<u>Y3</u>	<u>Y4</u>	<u>Y5</u>	<u>Y6</u>
<b>Communication</b>	<p>Follow one step instructions</p> <p>Weekly reception newsletter for reminders, updates etc. behaviour, , medical, concerns discussed</p> <p>First aid incidents reported to parents via Arbor.</p>	<p>Follow 2 step instructions</p> <p>Children communicate with their parents about the events of the day from now on.</p>	<p>Follow 3 step instructions</p>	<p><b>School stop informing parents of minor first aid issues.</b></p> <p><b>Children to inform parents themselves.</b></p>		<p>Only significant behaviour and medical issues are reported home.</p> <p>Any areas of concern discussed appropriately with parents/carers.</p> <p>Children follow multi-step instructions.</p>	

	<u>YR</u>	<u>Y1</u>	<u>Y2</u>	<u>Y3</u>	<u>Y4</u>	<u>Y5</u>	<u>Y6</u>
<b>Conflict resolution</b>	Can tell another child that they have wronged them after modeling from an adult.	After modeling from an adult, can tell a child they have wronged them and can ask appropriately for a resolution.	Knows whether they can resolve the problem themselves or when to seek support from an adult if they don't get the desired resolution.	<b>Children are able to ask for help from an adult when they would like support.</b>  <b>Begin to identify the difference between big and small problems – which ones do I need to go to an adult about, which can I solve myself, which do I need to ignore?</b>		Children help each other to solve their problems/disagreements in and out of the classroom in a useful and empathetic way.  Children are able to ask for help from an adult when they would like support	Children mediate issues for children in their own and other year groups.  Help teach younger children strategies for dealing with issues  Children are able to ask for help from an adult when they would like support

	<u>YR</u>	<u>Y1</u>	<u>Y2</u>	<u>Y3</u>	<u>Y4</u>	<u>Y5</u>	<u>Y6</u>
<b>Eating &amp; drinking</b>	Children can use a knife and fork to eat, even if cutting and the correct hold is not always managed.  Children can manage to access/open most items in a lunch box.  Staff clear their lunch trays.	Children use a knife and fork correctly and with more control.  Children can access/open all items in a lunch box.  Children clear away their own lunch trays.	Children use a knife and fork effectively and with good control.	<b>Children open their own food and source tools needed to support them with this where necessary.</b>  <b>Children clean up their own spillages without direction.</b>  <b>Children are aware of their dietary requirements and alert adults to them wherever necessary.</b>			

	<u>YR</u>	<u>Y1</u>	<u>Y2</u>	<u>Y3</u>	<u>Y4</u>	<u>Y5</u>	<u>Y6</u>
<b>Self-care &amp; hygiene</b>	<p>Can dress and undress, managing all parts of uniform except full ties and top buttons.</p> <p>Can manage toileting and handwashing independently.</p> <p>Can blow own noses if needed.</p>	Can dress and undress independently, including top buttons. May still have an elastic tie.	Can dress and undress independently including ties and shoe laces.	<p><b>Children wash their hands thoroughly and sanitise regularly and at appropriate times throughout the day without reminders.</b></p>			

	<u>YR</u>	<u>Y1</u>	<u>Y2</u>	<u>Y3</u>	<u>Y4</u>	<u>Y5</u>	<u>Y6</u>
<b>Time management</b>	Children start to quicken their pace of eating lunch so that they leave the hall alongside the majority of their peers.		Children start to manage their workload in class and can produce expected amounts of work in a given time.	<p><b>Children can stick to set time limits and solve problems caused by not meeting important deadlines e.g. finishing a writing piece in their own time.</b></p>		<p>Children can plan, organise and manage the tasks that need to be completed and change their pace according to time constraints.</p> <p>Children can manage their weekly timetable and commitments, e.g. Tuesday lunchtime leadership meetings, Wednesday lunchtime PE equipment etc.</p>	

## Our Curriculum

Learning in school is only half of the journey... take a look at our Knowledge and Skills organisers for each subject that we will be learning about so that you can reinforce what is being learnt when children are at home. These are all available on the Year 3 section of the school website.

<https://www.st-anselms.kent.sch.uk/y3-13/>

Year 3

**Quest** SCIENCE

**Animals, Including Humans**

**Statutory Requirements:**

- Identify that animals, including humans, need the right types and amount of nutrition, and that they cannot make their own food; they get nutrition from what they eat
- Identify that humans and some animals have skeletons and muscles for support, protection and movement

The requirements of the National Curriculum in this subject.

**Working Scientifically:**

- Asking relevant questions and using different types of scientific enquiries to answer them
- Setting up simple practical enquiries, comparative and fair tests
- Making systematic and careful observations and, where appropriate, taking accurate measurements using standard units, using a range of equipment, including thermometers and data loggers
- Gathering, recording, classifying and presenting data in a variety of ways to help in answering questions
- Recording findings using simple scientific language, drawings, labelled diagrams, keys, bar charts, and tables

What we will be doing in lessons to meet the requirements.

**Key Vocabulary:**

- |                   |              |
|-------------------|--------------|
| ➤ Diet            | ➤ Protection |
| ➤ Nutrition       | ➤ Support    |
| ➤ Vitamins        | ➤ Movement   |
| ➤ Minerals        | ➤ Bone       |
| ➤ Fats            | ➤ Skull      |
| ➤ Protein         | ➤ Ribs       |
| ➤ Sugar           | ➤ Scapula    |
| ➤ Carbohydrates   | ➤ Patella    |
| ➤ Skeletal System | ➤ Spine      |
| ➤ Muscular System |              |

Introduce key words that we will use throughout our work on this topic.

**Key Scientists:**



**Classic**  
**Leonardo de Vinci (1452 – 1519)**  
 Artist and scientist, who produced the first anatomically correct drawings of the human skeleton.

**Contemporary**  
**Laura Tosi, MD (???? –)**  
 Director of the bone health program and orthopaedic surgeon at Children’s National Hospital, USA.

Highlight inspirational figures in this subject.

**Key Knowledge:**

- Animals and humans get nutrition from eating plants and other animals.
- The skeletal system has three main roles: support, protection of organs and movement.
- The muscular system helps us to move and supports our body’s structure.
- Physical activity helps to keep our bones and muscles healthy.
- Important nutrients for our bones include calcium and vitamin D.
- Important nutrients for our muscles include protein for growth and repair and carbohydrates for energy.

The main points that we will learn within this subject.

# Homework

	<u>YR</u>	<u>Y1</u>	<u>Y2</u>	<u>Y3</u>	<u>Y4</u>	<u>Y5</u>	<u>Y6</u>
<b>Homework</b>	Home learning is fully supported by parents/carers.	Homework is initiated by parents/carers, but children complete parts independently, with supervision.	Homework is initiated by parents/carers, but children complete as much independently as possible, with supervision.	<p><b>Children have planners to record their homework, due dates and when complete as well as their home reading. They should be completing these themselves and signed by parents.</b></p> <p><b>Homework addressed to children, guided by adult</b></p>	<p>Children have planners to record their homework, due dates and when complete as well as their home reading. They should be completing these themselves and signed by parents.</p> <p>Homework addressed to children, children to take control</p>	<p>Children have planners to record their homework, due dates and when complete as well as their home reading. They should be completing these themselves and signed by parents.</p> <p>Children to take control of their homework EdShed account, asking questions when they don't understand etc</p>	<p>Children have planners to record their homework, due dates and when complete as well as their home reading. They should be completing these themselves and signed by parents.</p> <p>Children to take control of their homework EdShed account, asking questions when they don't understand etc</p>

## Homework

Every Monday the homework for the week will become available online and must be completed by the following Monday. This will alternate between maths and English.

On Mondays, the spellings become available ready to learn for the spelling test on the following Monday which will be completed through Spelling Shed in school. Each term, a copy of the spellings will be sent home in advance for you and the children to look at and prepare for the spelling tests.

Times Table Rock Stars is ongoing. The expectation is for at least 3 minutes to be played each evening. In year 3, our focus will be on the 3,4 and 8 times tables.



	<u>Monday</u>	<u>Tuesday</u>	<u>Wednesday</u>	<u>Thursday</u>	<u>Friday</u>
Y3	Maths/Grammar <i>Set &amp; due</i> Reading Records <i>Set &amp; due</i> Spelling <i>Test and set</i>				
	TTRS Reading	TTRS Reading	TTRS Reading	TTRS Reading	TTRS Reading



## Reading



Accelerated<sup>™</sup>  
Reader

We encourage the pupils of Year 3 to read with an adult as often as possible.

Books are ranked by complexity of word level, text level and comprehension. They vary by age and reading stamina within each level.

Children are assessed and given a ZPD – this determines the range of appropriate books from which they should choose.

When they finish a book, there is a quiz that they do in school and they can then change their book.

The screenshot displays the Seesaw app interface on a tablet. At the top, the user is identified as 'Mrs. Seesaw, Teacher - 2 Classes'. The main content area features a post by 'Allie M' showing a video of fraction comparison tiles. The tiles illustrate the comparison of  $\frac{2}{3}$  and  $\frac{8}{9}$ . Below the video, a comment from 'Phyllis Edwards' reads: 'Wow Allie, I can tell you worked hard! Your explanation for why  $\frac{2}{3}$  is less than  $\frac{8}{9}$  is very thought out. I am so proud of you!'. The right sidebar shows the 'Seesaw Teacher' profile and a 'Class Journal' with 12 posts. The bottom navigation bar includes 'Students' and 'Families' options.



- Online portfolio of work
- Family link to view your child's profile
- Home logins provided for children in case of remote learning needs

## Music

In year 3, our music lessons focus upon learning the ukulele.

During the summer, we will then perform as a class at the Mick Jagger Centre, along with other Dartford schools.

An email has been sent out asking for you to agree to have the ukulele come home so that your child can practice. Ukuleles must be brought into school each Tuesday for your child to partake in the lesson.



## Communication

All communication to come through the main office –  
telephone, email

Please only contact Miss Marshall if it is something that you  
require parent support for





**Thank you**