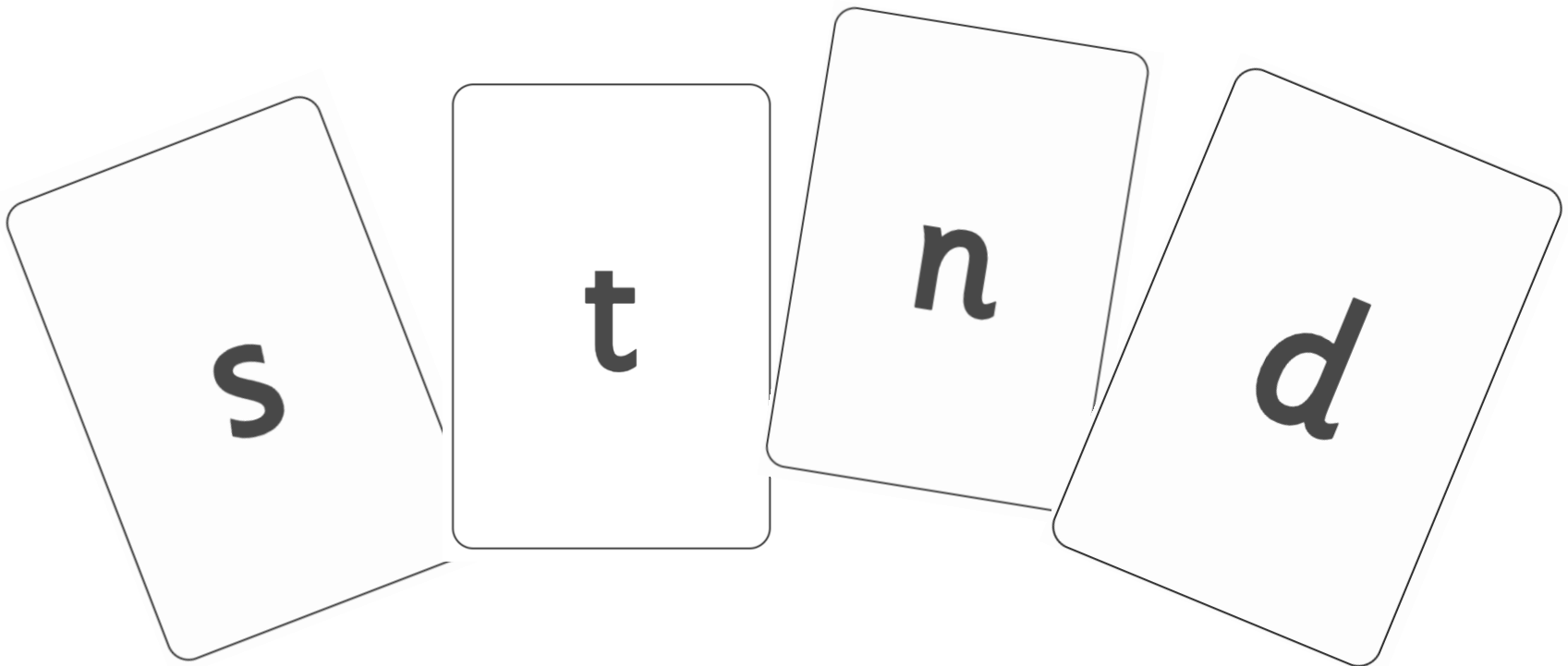


Phonics Information Session

29th November 2023



What is phonics?

The government recommends phonics as the best way to teach children to read and write.

Phonics teaches children to identify the smallest units of sound within a word (known as phonemes).

It helps them to begin to decode the words, which means reading a word by blending its sounds together and spelling a word by breaking them down (known as segmenting)

Why is phonics important?

Written language is like a code. Phonics teaches children to crack that code and then use it to read and write. Children learn the simplest letters and sounds first and then progress to get the hang of trickier ones later.

How do we teach phonics at St Anselm's?

Phonics Shed

Phonics Shed is the phonics programme used in school to teach your child how to read and write. It includes daily sessions to teach essential skills for reading and writing.

The Phonics Shed programme is narrative based, with lots of fun and engaging characters, songs and stories to help develop a love of reading and writing alongside the other basic skills it teaches.

How do we teach phonics at St Anselm's?



Phonics Shed teaches the phonemes in the same order as 'Letters and Sounds'. It breaks the scheme in to chapters. Chapter 2 and 3 are covered in Reception.

Chapter 2 Sound Mat



Phonics Shed

Chapter 3 Sound Mat



Phonics Shed

How do we teach phonics at St Anselm's?



High Frequency Words

There are a small number of words that occur very regularly in English. These are known as High Frequency Words (or HFWs).

These words are being taught during lessons when they become decodable in the scheme.

However, some of these words have rare spellings so that they are not fully-decodable. For example, 'of', 'the', 'to' and 'so' are so common that they are handy to know before they are decodable. These are known as Common Exception Words (CEWs) or partially decodable words.

High Frequency Words

a	no	went	we
at	go	want	me
the	so	as	be
I	get	is	my
it	up	his	was
it's	put	off	you
an	mum	will	now
in	had	children	down
and	him	they	too
dad	back	then	look
on	big	them	are
got	but	this	for
not	if	that	all
do	from	with	her
to	of	see	said
into	help	he	little
can	just	she	can't

How do we teach phonics at St Anselm's?



Phonics Shed

<https://www.youtube.com/@phonicshed/playlists>

A character introduces the new letter and sound.

There is an action related to the character.

There is a song about the character.

There is a story about the character.

Children are taught the letter name.

Phonics Shed

Set 2

Dusty the dog



Around Dusty's body, up to her ear and right back down to the tip of her tail.

Phonics Shed

Set 2


Dusty the dog



Down Dusty's dad's back, then around his body from ear to tail.

Children are taught the uppercase letter and when we use it.

Children are taught how to form the letter.



Play (k)

0:04 / 0:41



Phonics Shed - Songs - Jack the Jungle Explorer

Ph Phonics Shed
408 subscribers

Subscribed

2 2 Share Save

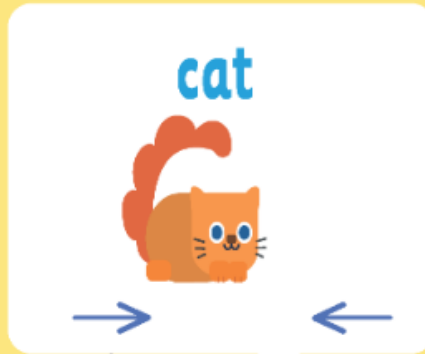
How do we teach phonics at St Anselm's?

Phonics Shed

sound it,



squash it,



say it,



Blending

How do we teach phonics at St Anselm's?

Phonics Shed

say it,

cat



stretch it,

cat



sound it,

c a t



Segmenting

How can I help my child?

Say the sounds correctly.

How would you pronounce....?

m

r

f



<https://www.youtube.com/@phonicshed/playlists>

Search



Phonics Shed

@phonicsshed · 408 subscribers · 229 videos

Phonics Shed is a narrative driven, multi-sensory phonics curriculum from EdShed. >

phonicsshed.com

Subscribed

[Home](#) [Videos](#) [Playlists](#)

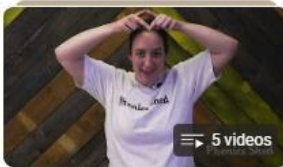
Created playlists

Sort by



Chapter 4b Set 6 and 7 Guidance Videos

[View full playlist](#)



Chapter 4b Set 5 Guidance Videos

[View full playlist](#)



Chapter 4b Set 4 Guidance Videos

[View full playlist](#)




Chapter 4b Set 3 Guidance Videos

[View full playlist](#)



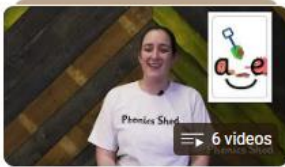
Chapter 4b Set 2 Guidance Videos

[View full playlist](#)



Chapter 4b Set 1- Recap - Guidance Videos

[View full playlist](#)




Chapter 4a Set 5 Guidance Videos

[View full playlist](#)



Chapter 4a Set 4 Guidance Videos

[View full playlist](#)




Chapter 4a Set 3 Guidance Videos

[View full playlist](#)



Chapter 4a Set 2 Guidance Videos

[View full playlist](#)



Chapter 4a Set 1 Guidance Videos

[View full playlist](#)



Chapter 3 Set 5 Guidance Videos

[View full playlist](#)







How can I help my child?

Newsletter

This week we are learning:

Chapter 2 Set 5




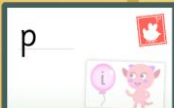


<p>Haz the hen</p>  <p>hat</p>	<p>Bumble the bee</p>  <p>bed</p>	<p>Flick the fly</p>  <p>fast</p>	<p>Lily the ladybird</p>  <p>lots</p>
---	--	--	--

Phonics Shed

Tapestry- letter formation videos



Phonics Shed Games


<p>m</p>  <p>Phonics Games Due: 31/12/23 00:00</p>	<p>a</p>  <p>Phonics Games Due: 31/12/23 00:00</p>	<p>t</p>  <p>ord</p> <p>Phonics Games Due: 31/12/23 00:00</p>
<p>p</p>  <p>Phonics Games Due: 31/12/23 00:00</p>	<p>i</p>  <p>wor</p> <p>Phonics Games Due: 31/12/23 00:00</p>	<p>n</p>  <p>a</p> <p>Phonics Games Due: 31/12/23 00:00</p>

How can I help my child?

High frequency words

Chapter 2
Common Exception Words

the
I
it's
do
to
into
no
go
so
of
want



Reading
Books with words!



How can I help my child?

There are lots of ways you can help your child at home in learning their phonics.

Play lots of games with your child.... they will learn better if it is fun!



How can I help my child?

There are lots of practical games you can play with your child at home:

Tell them a letter, for example 'b', then give them 5 minutes to hunt around the house for as many objects as they can find beginning with that sound (e.g book, boots, bag, ball).



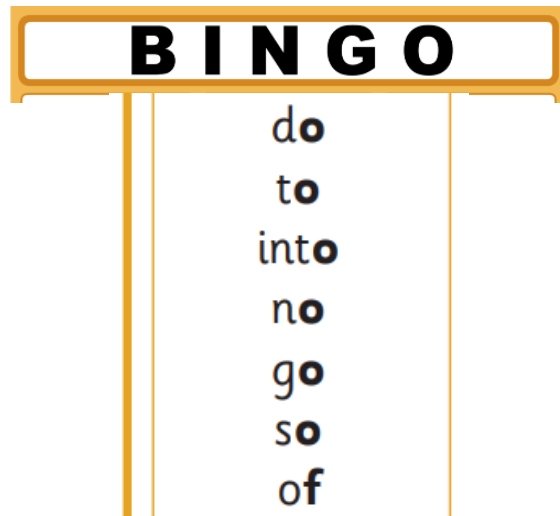
How can I help my child?

Collect lots of objects beginning with different sounds (e.g fork, coat, doll, pencil, hat) and mix them together with the 'b' objects your child has just collected. Ask them to then sort the objects into two groups – those that begin with 'b' and those that don't.



How can I help my child?

Play 'word bingo'. Write different common exception words on a piece of paper. Call out random words including some of the common exception words. Children to find the words on their board and cross them off. Once they have crossed them all off, they have won!



How can I help my child?

Play 'I Spy' (this may be easier with the letter sound)

Play 'Sound Snap'. Make 2 sets of sounds flashcards. Each time a flashcard is put down they must say the sound of the letter. If 2 sounds in a row match, the first person to shout 'snap' wins the pile of cards.



How can I help my child?

Put decodable words face down on the table. Ask your child to turn over a word. If they can read the word, they can keep it, otherwise they must put it back. You then have a turn (occasionally get the word wrong and allow your child to correct you!).



How can I help my child?

<http://www.phonicsplay.co.uk/> - many games to play


<https://www.bbc.co.uk/bitesize/topics/z7tr96f> - videos and quizzes- DON'T follow their letter formation though!

<http://www.ictgames.com/literacy.html> - fun games for the children to play

<https://www.teachyourmonstertoread.com/> available as an app

<https://www.topmarks.co.uk/Interactive.aspx?cat=40> lots of games to play

<https://www.youtube.com/@phonicshed/playlists> Phonics Shed dedicated YouTube channel



Thank you

Thank you for making time to attend our session today.

Have fun playing the phonics games discussed in the session.

Please do let us know if you would like more support.

