

# Welcome



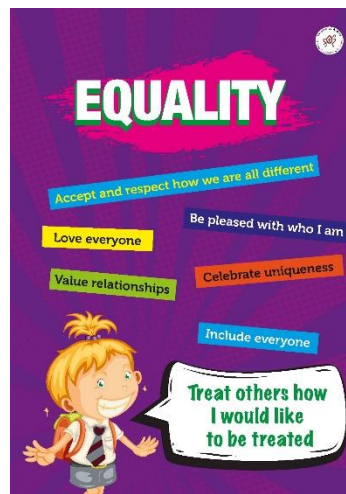
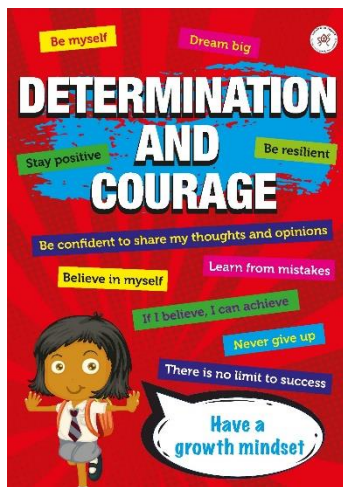
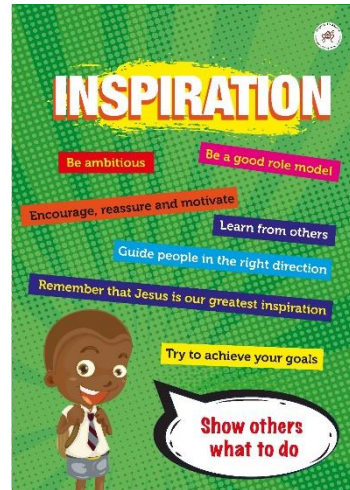
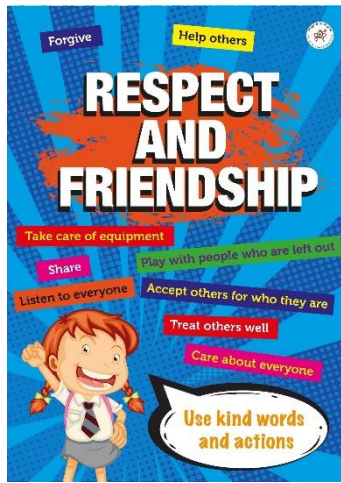
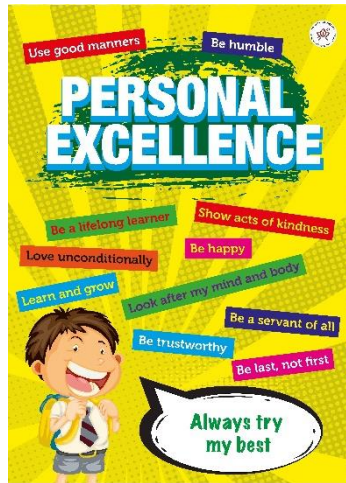
Year 5 Meet with the Teacher

Autumn 2025



# KS2 Behaviour Expectations

## PRIDE Values



In Key Stage 2, a card system is in place. All children begin the day with their name on a green card. If their behaviour does not follow the Pride Values or disrupts the learning or well-being of others, their name is moved off the green card on to other coloured cards, as follows:

Behaviour	Management
Following the Pride Values – well done	
Behaviour that does not follow the Pride Values, for example: <ul style="list-style-type: none"> <li>Not being kind or respectful to adults or other children</li> <li>Not treating others how they would like to be treated themselves</li> </ul>	<p><b>Strategies may include:</b></p> <ul style="list-style-type: none"> <li>Given a reminder of expectations.</li> <li>Reminded of choices and consequences.</li> <li>Discussion of next step consequences if the behaviour continues.</li> </ul>
Continuation of inappropriate behaviour that does not follow the Pride Values	<p><b>Strategies may include:</b></p> <ul style="list-style-type: none"> <li>Giving 'time out' or 'thinking time'.</li> <li>Seating within the classroom changed</li> </ul> <p><b>Action</b></p> <ul style="list-style-type: none"> <li>Restorative discussion held with the class teacher</li> <li>Reflection sheet completed by the child as a result of the conversation.</li> <li>Child must follow their plan on how they said they are going to make the situation right, eg write a sorry note.</li> </ul>
Continuation of inappropriate behaviour that does not follow the Pride Values despite intervention during previous steps OR Move to this stage immediately for any of the following: <ul style="list-style-type: none"> <li>Fighting, injuring another pupil, physical aggression toward staff.</li> <li>Verbal/threatening abuse toward an adult/peers</li> <li>Swearing, racist comments or abusive language.</li> <li>Complete refusal to cooperate.</li> <li>Deliberately damaging school property or stealing.</li> <li>Behaviour likely to endanger themselves or others.</li> <li>Bullying.</li> <li>Any other serious behaviour</li> </ul>	<p><b>Action</b></p> <ul style="list-style-type: none"> <li>Behaviour incident sheet completed by the adult who witnessed the behaviour.</li> <li>Restorative discussion with the Deputy Head.</li> <li>Pupil will have an appropriate period of time out of break/lunch.</li> <li>Parents/carers will be informed by the class teacher.</li> <li>Pupils' behaviour will be monitored by Deputy Head, including ensuring the restorative plan they made is followed.</li> </ul>



# Independence

	<u>YR</u>	<u>Y1</u>	<u>Y2</u>	<u>Y3</u>	<u>Y4</u>	<u>Y5</u>	<u>Y6</u>
<b>Resources</b>	<p>All children carry their own bags and belongings, give money, notes, messages etc.</p> <p>Adults support children with getting the right belongings at the right time</p>	<p>Organise belongings with list</p> <p>Starting to take responsibility for their belongings but parents lead this</p> <p>Visual reminder to change their books</p>	<p>Children remember to change their book with verbal reminder</p>	<p>Organise belongings to bring into classroom without a displayed list e.g. writing pen, books, folders, musical instruments, PE kits etc</p> <p>Personal responsibility for organising things for the day/week e.g. forgotten PE kit - no PE session (parents not bringing in for them) etc.</p>		<p>Children bring in their own pencil cases and stationery and look after their own things.</p> <p>Children organise their own belongings e.g. PE kits, musical instruments, money and find appropriate times to sort these items.</p>	

	<u>YR</u>	<u>Y1</u>	<u>Y2</u>	<u>Y3</u>	<u>Y4</u>	<u>Y5</u>	<u>Y6</u>
<b>Communication</b>	<p>Follow one step instructions</p> <p>Weekly reception newsletter for reminders, updates etc. behaviour, , medical, concerns discussed</p> <p>First aid incidents reported to parents via Arbor.</p>	<p>Follow 2 step instructions</p> <p>Children communicate with their parents about the events of the day from now on.</p>	<p>Follow 3 step instructions</p>	<p>School stop informing parents of minor first aid issues.</p> <p>Children to inform parents themselves.</p>		<p>Only significant behaviour and medical issues are reported home.</p> <p>Any areas of concern discussed appropriately with parents/carers.</p> <p>Children follow multi-step instructions.</p>	

	<u>YR</u>	<u>Y1</u>	<u>Y2</u>	<u>Y3</u>	<u>Y4</u>	<u>Y5</u>	<u>Y6</u>
<b>Conflict resolution</b>	Can tell another child that they have wronged them after modeling from an adult.	After modeling from an adult, can tell a child they have wronged them and can ask appropriately for a resolution.	Knows whether they can resolve the problem themselves or when to seek support from an adult if they don't get the desired resolution.	Children are able to ask for help from an adult when they would like support.  Begin to identify the difference between big and small problems – which ones do I need to go to an adult about, which can I solve myself, which do I need to ignore?		Children help each other to solve their problems/ disagreements in and out of the classroom in a useful and empathetic way.  Children are able to ask for help from an adult when they would like support	Children mediate issues for children in their own and other year groups.  Help teach younger children strategies for dealing with issues  Children are able to ask for help from an adult when they would like support

	<u>YR</u>	<u>Y1</u>	<u>Y2</u>	<u>Y3</u>	<u>Y4</u>	<u>Y5</u>	<u>Y6</u>
<b>Eating &amp; drinking</b>	Children can use a knife and fork to eat, even if cutting and the correct hold is not always managed.  Children can manage to access/open most items in a lunch box.  Staff clear their lunch trays.	Children use a knife and fork correctly and with more control.  Children can access/open all items in a lunch box.  Children clear away their own lunch trays.	Children use a knife and fork effectively and with good control.				

	<u>YR</u>	<u>Y1</u>	<u>Y2</u>	<u>Y3</u>	<u>Y4</u>	<u>Y5</u>	<u>Y6</u>
<b>Self-care &amp; hygiene</b>	<p>Can dress and undress, managing all parts of uniform except full ties and top buttons.</p> <p>Can manage toileting and handwashing independently.</p> <p>Can blow own noses if needed.</p>	<p>Can dress and undress independently, including top buttons. May still have an elastic tie.</p>	<p>Can dress and undress independently including ties and shoe laces.</p>	<p>Children wash their hands thoroughly and sanitise regularly and at appropriate times throughout the day without reminders.</p>			

	<u>YR</u>	<u>Y1</u>	<u>Y2</u>	<u>Y3</u>	<u>Y4</u>	<u>Y5</u>	<u>Y6</u>
<b>Time management</b>	<p>Children start to quicken their pace of eating lunch so that they leave the hall alongside the majority of their peers.</p>		<p>Children start to manage their workload in class and can produce expected amounts of work in a given time.</p>	<p>Children can stick to set time limits and solve problems caused by not meeting important deadlines e.g. finishing a writing piece in their own time.</p>	<p>Children can plan, organise and manage the tasks that need to be completed and change their pace according to time constraints.</p> <p>Children can manage their weekly timetable and commitments, e.g. swimming kits, Faith Friends meetings, choir rehearsals etc.</p>		

## Our Curriculum

Learning in school is only half of the journey... take a look at our Knowledge and Skills organisers for each subject that we will be learning about so that you can reinforce what is being learnt when children are at home.

<https://www.st-anselms.kent.sch.uk/y5-14/>

# Homework

Y4-6	<u>Monday</u>	<u>Tuesday</u>	<u>Wednesday</u>	<u>Thursday</u>	<u>Friday</u>
Doodle Maths	Maths assignment set & due				
	Maths 'X' a day due Play 'X' a day	Play 'X' a day	Play 'X' a day	Play 'X' a day	Play 'X' a day
Doodle English	English assignment set & due				
	English 'X' a day due Play 'X' a day	Play 'X' a day	Play 'X' a day	Play 'X' a day	Play 'X' a day
Doodle Spell	Spellings assignment set & tested				
	Spelling 'X' a day due Play 'X' a day	Play 'X' a day	Play 'X' a day	Play 'X' a day	Play 'X' a day
Reading	Reading records due				
	Daily reading	Daily reading	Daily reading	Daily reading	Daily reading
TTRS	TTRS due				
	Daily TTRS	Daily TTRS	Daily TTRS	Daily TTRS	Daily TTRS



doodleenglish



doodlemaths



doodlespell



# Homework

	<u>YR</u>	<u>Y1</u>	<u>Y2</u>	<u>Y3</u>	<u>Y4</u>	<u>Y5</u>	<u>Y6</u>
<b>Homework</b>	Home learning is fully supported by parents/carers.	Homework is initiated by parents/carers, but children complete parts independently, with supervision.	Homework is initiated by parents/carers, but children complete as much independently as possible, with supervision.	Children have planners to record their homework, due dates and when complete as well as their home reading. They should be completing these themselves and signed by parents.  Homework addressed to children, guided by adult	Children have planners to record their homework, due dates and when complete as well as their home reading. They should be completing these themselves and signed by parents.  Homework addressed to children, children to take control	Children have planners to record their homework, due dates and when complete as well as their home reading. They should be completing these themselves and signed by parents.  Children to take control of their homework Doodle account, asking questions when they don't understand etc	Children have planners to record their homework, due dates and when complete as well as their home reading. They should be completing these themselves and signed by parents.  Children to take control of their homework Doodle account, asking questions when they don't understand etc

# Planners

Week Beginning: 12th September 2022

Week:

Weekly target: To walk with pride in a line.

This week I want to... Get quicker with my date and title.

Homework

Due Date ✓

TTRS ✓

Reading ✓

Edshed Maths x2 Grammar x2 ✓

TUESDAY

WEDNESDAY

THURSDAY

FRIDAY

WEEKEND

Week Beginning: 12th September 2022

Week:

Book Name

Page Numbers and Initials

Comments

The Twits,  
Roald  
Dahl

1-8

pg 6

This story is very funny.

"

9-12

pg 6

I want to find out the meaning of 'vile'.

TUESDAY

WEDNESDAY

THURSDAY

FRIDAY

SATURDAY

SUNDAY

A screenshot of the Seesaw app interface on a tablet. The main content area shows a student's work on "Fraction Comparison Tiles". The work includes several mathematical problems using colored tiles (red, yellow, green, blue) to represent numbers and fractions. One problem shows  $\frac{2}{3} < \frac{8}{9}$  with a play button overlay. Another shows  $\frac{2}{4} = \frac{4}{8}$ . A third shows  $\frac{1}{10} = \frac{3}{6}$ . The tiles are arranged on a white background with a grid. The interface includes a top navigation bar with "Messages" and "Library" icons, a user profile for "Mrs. Seesaw", and a right-hand sidebar with "Journal", "Activities", "Notifications", and "Progress" options. Below the sidebar, there is a "Class Journal" section with 12 posts, and a list of student profiles with their post counts and dates. At the bottom, there are buttons for "Students" and "Families".

- Online portfolio of work
- Family link to view your child's profile
- Home logins provided

## Reading

Books are ranked by complexity of word level, text level and comprehension. They vary by age and reading stamina within each level.

Children are assessed and given a ZPD – this determines the range of books they should choose.

When they finish a book, there is a quiz that they do in school and they can then change their book.



**Accelerated**<sup>™</sup>  
Reader

# Handwriting

## Cursive Lower Case Letters

a b c d e  
f g h i j k  
l m n o p  
q r s t u  
v w x y z

## Capital Letters

A B C D E  
F G H I J K  
L M N O P  
Q R S T U  
V W X Y Z

Letter-join 

Name: \_\_\_\_\_ Date: \_\_\_\_\_

## Numbers and Symbols

0 1 2 3 4

5 6 7 8 9

+ - × ÷ =

( ) # % &

@ / £ \$ €

# Communication

All communication to come through the main office – telephone, email

Please only contact Miss Marshall if it is something that you require parent support for.





**Thank you**