

R.E.



Sr Helen Prejean

Alfred the Great



HISTORY

MUSIC



Duke Ellington

Ella Fitzgerald



Sir Isaac Newton




Archimedes



Eunice Foote

SCIENCE

GEOGRAPHY



Lord Sebastian Coe

FRENCH



Edith Piaf


YEAR 5 Autumn



These inspirational people are linked to our learning throughout the Autumn term. Find out about them to earn POWer Points.



Mae Jemison



Nicolas Copernicus




Greta Thunberg

Dame Zaha Hadid



ART



Friedensreich Hundertwasser

D.T.

Paul Hollywood



Ken Hom



Maritza Correia



Michael Phelps



Kathleen Ledecky

Ian Thorpe



P.E.



How to earn POWer Points.

POWer projects should include the following information as a minimum.

KS1 expectations

- Name of the person
- When they born and died (or are they alive now)
- Where they lived
- What are they famous for?

1 POINT

KS2 expectations

- Name of the person
- When was this person alive?
- What do we know about their life?
- What did this person do that was so important?
- How has this person inspired others?

1 POINT

Children who complete their best learning about 1 or more people in one term can earn the following PINS.

SPRING TERM BRONZE PIN

Learn about the life of 1 person.

1 POINT

SPRING TERM SILVER PIN

Learn about the lives of 2 people

2 POINTS

SPRING TERM GOLD PIN

Learn about the lives of 3 people

3 POINTS



POWer Project Information

(for children and parents)

- Learning can be presented in any format.
For example: *a written project, a fact file, a poster, a powerpoint, a video, a voice recording or any other way you feel appropriate.*
- All work should be a child's own and use their own words.
If your child does not have the skills to be able to write at length, they can be recorded (video or audio) talking about what they have found out and this can be uploaded as evidence.
- Children should complete the project individually, not working with their friends.
- Any work that is uploaded that does not appear to be a child's own, will not be considered for a PIN badge.
- Any work that is not comparable to the work they would normally produce in class will not be considered for a PIN badge.
- Children will not not get a badge just for doing the project.
- All projects must be uploaded to SEESAW under the relevant assignment.
- If you have completed the project on paper, please upload a clear photograph of the work.

**PROJECTS NEED TO
BE UPLOADED TO
SEESAW BY
MONDAY 3rd
NOVEMBER.**