



# Early Reading and Phonics



# What is phonics?

The government recommends phonics as the best way to teach children to read and write.

Phonics teaches children to identify the smallest units of sound within a word (known as phonemes).

It helps them to begin to decode the words, which means reading a word by blending its sounds together and spelling a word by breaking them down (known as segmenting)

## Why is phonics important?

Written language is like a code. Phonics teaches children to crack that code and then use it to read and write. Children learn the simplest letters and sounds first and then progress to get the hang of trickier ones later.



# Phonics terms:

Phoneme- a single sound made by a letter or group of letters

Grapheme- the written letter or a group of letters that represent one single sound (GPC- grapheme phoneme correspondence)

Digraph- 2 letters that make one sound eg. th, ee

Trigraph- 3 letters that make one sound eg. air, igh

Blend- say the individual sounds that make a word and merge them together to say the word when reading

Segment- the opposite of blending as it means splitting up a word into individual sounds for spelling and writing



## How do we teach phonics at St Anselm's?

# Phonics Shed

Phonics Shed is the phonics programme used in school to teach your child how to read and write.

It includes daily sessions to teach essential skills for reading and writing.


The Phonics Shed programme is narrative based, with lots of fun and engaging characters, songs and stories to help develop a love of reading and writing alongside the other basic skills it teaches.



# How do we teach phonics at St Anselm's?

## Phonics Shed

### Chapter 2 Sound Mat



Phonics Shed teaches the phonemes in the same order as 'Letters and Sounds'. It breaks the scheme in to chapters. Chapter 2 and 3 are covered in Reception.

### Chapter 3 Sound Mat





# How do we teach phonics at St Anselm's?



## High Frequency Words

There are a small number of words that occur very regularly in English. These are known as High Frequency Words (or HFWs).

These words are being taught during lessons when they become decodable in the scheme.

However, some of these words have rare spellings so that they are not fully-decodable. For example, 'of', 'the', 'to' and 'so' are so common that they are handy to know before they are decodable. These are known as Common Exception Words (CEWs) or partially decodable words.

## High Frequency Words

a	no	went	we
at	go	want	me
the	so	as	be
I	get	is	my
it	up	his	was
it's	put	off	you
an	mum	will	now
in	had	children	down
and	him	they	too
dad	back	then	look
on	big	them	are
got	but	this	for
not	if	that	all
do	from	with	her
to	of	see	said
into	help	he	little
can	just	she	can't



# How do we teach phonics at St Anselm's?



## Phonics Shed

<https://www.youtube.com/@phonicsshed>

A character introduces the new letter and sound.

There is an action related to the character.

There is a song about the character.

There is a story about the character.

Children are taught the letter name.

Phonics Shed

Set 2

Dusty the dog



Around Dusty's body, up to her ear and right back down to the tip of her tail.

Phonics Shed

Set 2

Dusty the dog



Down Dusty's dad's back, then around his body from ear to tail.

Children are taught the uppercase letter and when we use it.

Children are taught how to form the letter.



Phonics Shed - Songs - Jack the Jungle Explorer

 Phonics Shed  
408 subscribers

 Subscribed ▾

 2   Share  Save 

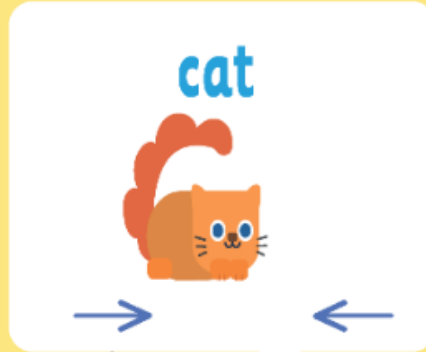
# How do we teach phonics at St Anselm's?

## Phonics Shed

sound it,



squash it,



say it,



# Blending

# How do we teach phonics at St Anselm's?

## Phonics Shed

say it,

cat



stretch it,

cat



sound it,

c a t



## Segmenting



# How can I help my child?

Say the sounds correctly.

How would you pronounce....?

m

r

f



<https://www.youtube.com/@phonicshed/playlists>

Search

# How can I help my child?



## Phonics Shed

@phonicsshed · 408 subscribers · 229 videos

Phonics Shed is a narrative driven, multi-sensory phonics curriculum from EdShed. >



















[phonicsshed.com](http://phonicsshed.com)

Subscribed ▾

Home Videos Playlists

### Created playlists

Sort by

 <p>Chapter 4b Set 6 and 7 Guidance Videos View full playlist</p>	 <p>Chapter 4b Set 5 Guidance Videos View full playlist</p>	 <p>Chapter 4b Set 4 Guidance Videos View full playlist</p>	 <p>Chapter 4b Set 3 Guidance Videos View full playlist</p>	 <p>Chapter 4b Set 2 Guidance Videos View full playlist</p>	 <p>Chapter 4b Set 1- Recap - Guidance Videos View full playlist</p>
 <p>Chapter 4a Set 5 Guidance Videos View full playlist</p>	 <p>Chapter 4a Set 4 Guidance Videos View full playlist</p>	 <p>Chapter 4a Set 3 Guidance Videos View full playlist</p>	 <p>Chapter 4a Set 2 Guidance Videos View full playlist</p>	 <p>Chapter 4a Set 1 Guidance Videos View full playlist</p>	 <p>Chapter 3 Set 5 Guidance Videos View full playlist</p>
					



# How can I help my child?

## Newsletter

This week we are learning:

Chapter 2 Set 5




Phonics Shed

## Tapestry- letter formation videos




## Phonics Shed Games



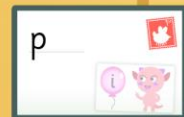
Phonics Games  
Due: 31/12/23 00:00



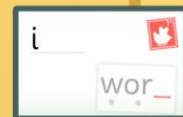
Phonics Games  
Due: 31/12/23 00:00



Phonics Games  
Due: 31/12/23 00:00



Phonics Games  
Due: 31/12/23 00:00



Phonics Games  
Due: 31/12/23 00:00



Phonics Games  
Due: 31/12/23 00:00




# How can I help my child?

## High frequency words

**Chapter 2**  
Common Exception Words

the  
I  
it's  
do  
to  
into  
no  
go  
so  
of  
want



## Reading





# How can I help my child?

## How do I use the Phonics Shed decodable reading scheme?

Children are still learning to read which can make reading a new book challenging. We recommend that books are read more than once to develop your child's confidence. The structure outlined here may help to guide your reading sessions.

<b>Before reading</b>	<b>First Read</b>	<b>Second read</b>	<b>Third read</b>
Discuss the front cover. Talk about the characters that you know and predict what this story might be about. Use the key vocabulary page to practise the words that will be in the story.	Children will spend most of the time working out how to read the words. Sound it, Squash it, Say it. They may not have a complete understanding of the story at this stage.	Repeat the words from the key vocabulary page Children are more familiar with the words. Talk about the characters and what is happening in the story.	Children should now be reading more fluently (this may take a few more reads) and show a better understanding of the story. Ask your child the questions at the back of the book.



Autumn  
Newsletters



Autumn Term  
Curriculum



# How can I help my child?

## What is the best way to support my child with their library book?

First of all, remember that your child has chosen this book themselves. It might be about something that is familiar to them, they may like the front cover, it might even be one that they have already have at home. Something has made them choose 'this' book so they are likely to enjoy it.




Use the same strategy as above before reading; look at the cover, read the blurb and make predictions about what the story might be about.

Read it to your child. If it is a long book you might read part of it every night. If your child is confident, let them read some of the high frequency words that they know but it is very important that your child gets the understanding of the story so reread paragraphs/pages if there is a lot of stopping and starting.

Question your child about what is happening in the story, to check how well they understand. Let them use the pictures to help.



# Reading record example

Reading Record		
"Fill in your Reading Record after each book. Write what you like or dislike about it."		
Date	Title and Comments   	Signature
4/10/21	The Picnic Jack could tell me what was in the pictures. <input type="radio"/>	Munday
5/10/21	The Picnic Jack tried to tell the story in full sentences. <input type="radio"/>	Munday
6/10/21	Elmer and the hippos Jack listened carefully and tried to guess what might happen next. <input type="radio"/>	Munday
7/10/21	The Picnic Jack remembered our picnic and told a story about our picnic using the pictures to help. <input type="radio"/>	Munday
8/10/21	Room on the Broom Jack chose this book from home. It's his favorite and he knows all the words. <input type="radio"/>	Munday
10/10/21	Elmer and the Hippos Jack retold parts of this story and could answer questions about it. <input type="radio"/>	Munday



# How can I help my child?

There are lots of ways you can help your child at home in learning their phonics.

Play lots of games with your child... they will learn better if it is fun!





# How can I help my child?

There are lots of practical games you can play with your child at home:

Segment words- 'find a p-e-n', 'c-l-a-p 5 times'

Tell them a letter, for example 'b', then give them 5 minutes to hunt around the house for as many objects as they can find beginning with that sound (e.g book, boots, bag, ball).





# How can I help my child?

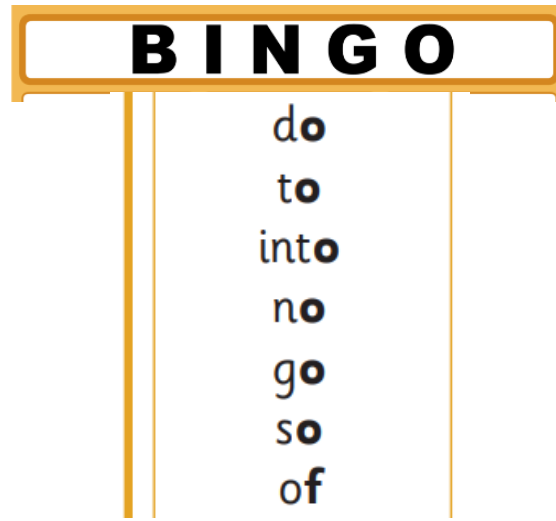
Collect lots of objects beginning with different sounds (e.g fork, coat, doll, pencil, hat) and mix them together with the 'b' objects your child has just collected. Ask them to then sort the objects into two groups – those that begin with 'b' and those that don't.





# How can I help my child?

Play 'word bingo'. Write different common exception words on a piece of paper. Call out random words including some of the common exception words. Children to find the words on their board and cross them off. Once they have crossed them all off, they have won!





# How can I help my child?

Play 'I Spy' (this may be easier with the letter sound)

Play 'Sound Snap'. Make 2 sets of sounds flashcards. Each time a flashcard is put down they must say the sound of the letter. If 2 sounds in a row match, the first person to shout 'snap' wins the pile of cards.





# How can I help my child?

Put decodable words face down on the table. Ask your child to turn over a word. If they can read the word, they can keep it, otherwise they must put it back. You then have a turn (occasionally get the word wrong and allow your child to correct you!).





# How can I help my child?

<http://www.phonicsplay.co.uk/> - many games to play

<https://www.bbc.co.uk/bitesize/topics/z7tr96f> - videos and quizzes- DON'T follow their letter formation though!

<https://ictgames.com/mobilePage/literacy.html> - fun games for the children to play

<https://www.teachyourmonstertoread.com/> available as an app

<https://www.topmarks.co.uk/Interactive.aspx?cat=40> lots of games to play

<https://www.youtube.com/@phonicshed/playlists> Phonics Shed dedicated YouTube channel

