

Y6 SATS 2020

Presentation for Parents & Carers



What are the SATS tests?

- The end of KS2 assessments are sometimes informally referred to as 'SATS'.
- SATS week across the country begins on **11th May 2020**.
- Pupils will complete test papers in some of the areas that have to be assessed. Other areas, like writing, are assessed using evidence collected by the teacher over a longer period of time.
- Pupils will complete SATS test papers in:
 - Reading
 - Grammar, Punctuation & Vocabulary
 - Spelling
 - Arithmetic
 - Mathematical Reasoning – 2 papers

In some years, certain selected schools will take part in additional science sampling papers. In 2020, science sampling will take place.



How do the tests take place?

- The tests all take place in normal school time, under test conditions.
- Pupils will not be allowed to talk to each other during the tests.
- The completed papers are sent away to be marked externally.
- Results are returned to school in July.
- The tests vary in length but last no longer than 60 minutes:
 - Reading: 60 minutes
 - Grammar, Punctuation & Vocabulary: 45 minutes
 - Spelling: 15 minutes
 - Arithmetic: 30 minutes
 - Mathematical Reasoning: 2 papers of 40 minutes each.



How are the tests graded?

- **The marked tests will provide the following information:**
 - A raw score (i.e. number of marks)
 - A scaled score (see below)
 - An indication of whether the national standard has been met.
- **In scaled scores, a score of 100 represents the national standard. The lowest is 80 and the highest is 120.**
- **After each test is marked, it will be converted into a scaled score and that will show whether a pupil is working at the national standard, or above or below it.**
- **A pupil will need to achieve a scaled score of 100 to show that they have met the national standard on the test.**
- **There are no longer separate tests for higher attaining pupils, but they might expect a scaled score of closer to 120 which would indicate the pupil is working above the expected standard.**



The Reading Test

- The test assesses whether pupils' comprehension of age appropriate texts meets the national standard. There will be numerous questions on inference, vocabulary and authorial choice.
- Pupils will have 60 minutes to complete the test, including reading the texts and writing the answers.
- The test will have three different texts to read, drawing on fiction, non-fiction or poetry.
- Questions are focused around the following areas (called 'content domains'):
 - give/explain the meaning of words in context
 - retrieve and record information/identify key details from fiction and non-fiction
 - summarise main ideas from more than one paragraph
 - make inferences from the text/explain and justify inferences with evidence from the text
 - predict what might happen from details stated and implied
 - identify/explain how information/narrative content is related and contributes to meaning as a whole
 - identify/explain how meaning is enhanced through choice of words and phrases
 - make comparisons within the text
- There are a range of answer types, including multiple choice, short one-word answers and longer answers that require a written paragraph.



The Reading Test

Example questions

9 Look at Anousheh's blog entry for September 27th.

Explain how Anousheh felt about being in space that day.

2 marks

18 *Gentle, and small, and frail*

How do these words make the reader feel about the snail?

1 mark

11 Using information from the text, tick one box in each row to show whether each statement is a **fact** or an **opinion**.

	Fact	Opinion
Anousheh Ansari kept an online diary.	<input type="checkbox"/>	<input type="checkbox"/>
Brushing your teeth in space is a joy.	<input type="checkbox"/>	<input type="checkbox"/>
Being weightless is endlessly entertaining.	<input type="checkbox"/>	<input type="checkbox"/>
Tourists can stay on the International Space Station.	<input type="checkbox"/>	<input type="checkbox"/>

1 mark

25 Circle the correct option to complete each sentence below.

(a) The story is told from the perspective of...

Professor Summerlee.

Lord John.

Malone.

Professor Challenger.

1 mark



The GPS Tests

- There are two tests: a short spelling test and a longer paper testing grammar, punctuation and vocabulary.
- The spelling test lasts approximately 15 minutes and pupils will need to spell words in context by filling in the gaps in sentences.
- The grammar, punctuation and vocabulary test lasts for 45 minutes.
- Pupils need a good working knowledge of technical vocabulary used to describe grammatical terms and punctuation marks.
- Questions in the grammar test are focused around the following areas (called ‘content domains’):
 - Grammatical terms/word classes
 - Functions of sentences
 - Combining words, phrases and clauses
 - Verb forms, tenses and consistency
 - Punctuation
 - Vocabulary
 - Standard English and formality
- There are a range of answer types in the grammar test, including multiple choice and short one-word answers, but there will not be any long written answers required



The GPS Tests

Example questions

13

Tick one box to show which part of the sentence is a **relative clause**.

The table which is made of oak is now black with age.



1 mark

16

What is the name of the **punctuation mark** used between the two main clauses below?

My sister loves team sports; my brother, on the other hand, prefers individual sports – such as athletics.

1 mark

14

Tick the option that shows how the underlined words are used in the sentence.

My baby brother was born in the hospital where my father works.

Tick **one**.

as a preposition phrase

as a relative clause

as a main clause

as a noun phrase

1 mark

48

Insert a **colon** in the correct place in the sentence below.

The school offered three clubs for its pupils art and craft,
dance and chess.

1 mark



The Maths Tests

- There are three tests: one arithmetic paper and two reasoning papers.
- Paper 1 (arithmetic) lasts 30 minutes and assesses pupils' confidence using methods of calculation as well as fractions, decimals and percentages. It covers curriculum content from all of KS2.
- Papers 2 & 3 (reasoning) last 40 minutes each and focus on problem solving, fluency and applying mathematical reasoning.
- Questions cover the following areas (called 'content domains'):
 - Number and place value
 - Addition, subtraction, multiplication and division (calculations)
 - Geometry – properties of shapes
 - Geometry – position and direction
 - Statistics
 - Measurement
 - Algebra
 - Ratio and proportion
 - Fractions, decimals and percentages.
- Questions will increase in difficulty as the paper progresses and not all children will complete the papers.



The Maths Tests

Example questions

21

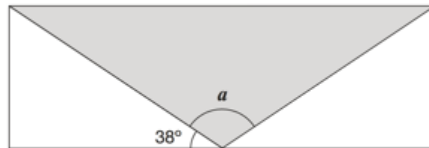
$$7,505 \div 5 =$$



1 mark

15

A shaded **isosceles** triangle is drawn inside a rectangle.



Not
to
scale

Calculate the size of angle a .

19

The area of a rugby pitch is 6,108 square metres.

A football pitch measures 112 metres long and 82 metres wide.

How much larger is the area of the football pitch than the area of the rugby pitch?

https://www.gov.uk/government/uploads/system/uploads/attachment_data/file/39394/sample_s12_mathematics_paper3_reasoning.pdf

ingredients for chocolate ice cream.

cream	400 ml
milk	500 ml
egg yolks	4
chocolate	120 g
sugar	100 g



Stefan has only 300ml of cream to make chocolate ice cream.

How much **chocolate** should he use?



Other Assessments

- There is no writing SATS test.
- Writing assessments will be formed from judgements made by the teacher, looking at evidence from writing collected over the course of the year.
- The teacher will moderate their assessments with other professionals to make sure there is a consistent standard across the country.
- Final judgements will be reported to parents at the same time as the other assessment results.
- Science tests are taken by selected schools in certain years. In 2020 there is a science sampling so your child *may* have a formal science assessment as part of their SATS.



How can I help my child?

- **Help children not to feel worried or pressured about SATS. Please reassure children that the SATS should not be causing anxiety. Do give lots of praise and encouragement!**
- **Help children with organising their homework and support their reading for pleasure activities (revision homework packs will be going home over the Easter holidays).**
- **Help them to be organised with the correct equipment so they are organised for every day.**
- **Help them to have early nights and a healthy diet.**
- **Help your child to have the best possible attendance at school.**
- **Ask them what they are learning about and encourage a bit of extra practice with the areas they feel less confident with.**
- **Please speak to a member of staff if you have questions or concerns.**



Resources



Amazing SATS Practice Papers for 2019

Our English and Maths Practice Papers are the best around – we've scoured the real SATS to make sure our papers match the new tests perfectly.

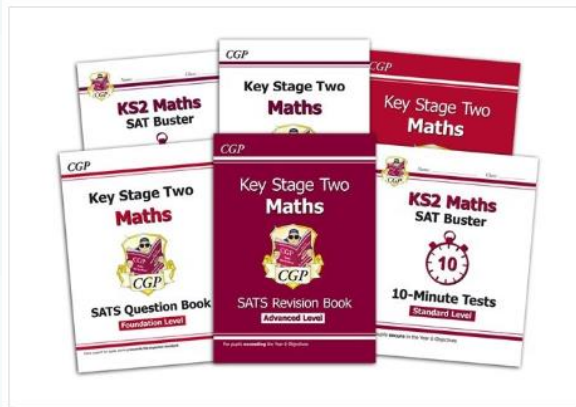
[Buy Now](#)



Our best ever SAT Busters

Packed with brilliant practice for KS1 & KS2, our SAT Buster workouts and 10-Minute Tests are a fantastic way to help pupils build the skills they'll need for the tests in May.

[Buy Now](#)



Maths SATS Revision & Question Books

Our differentiated SATS Revision Books are ideal for pupils preparing to sit the SATS. They've all been tailored to match the National Curriculum and are packed with helpful notes and



Superb Comprehension Books

Take a look at our fantastic new Comprehension books for each school year. They're brimming with texts and questions to build pupils' comprehension skills and expand their vocabularies.

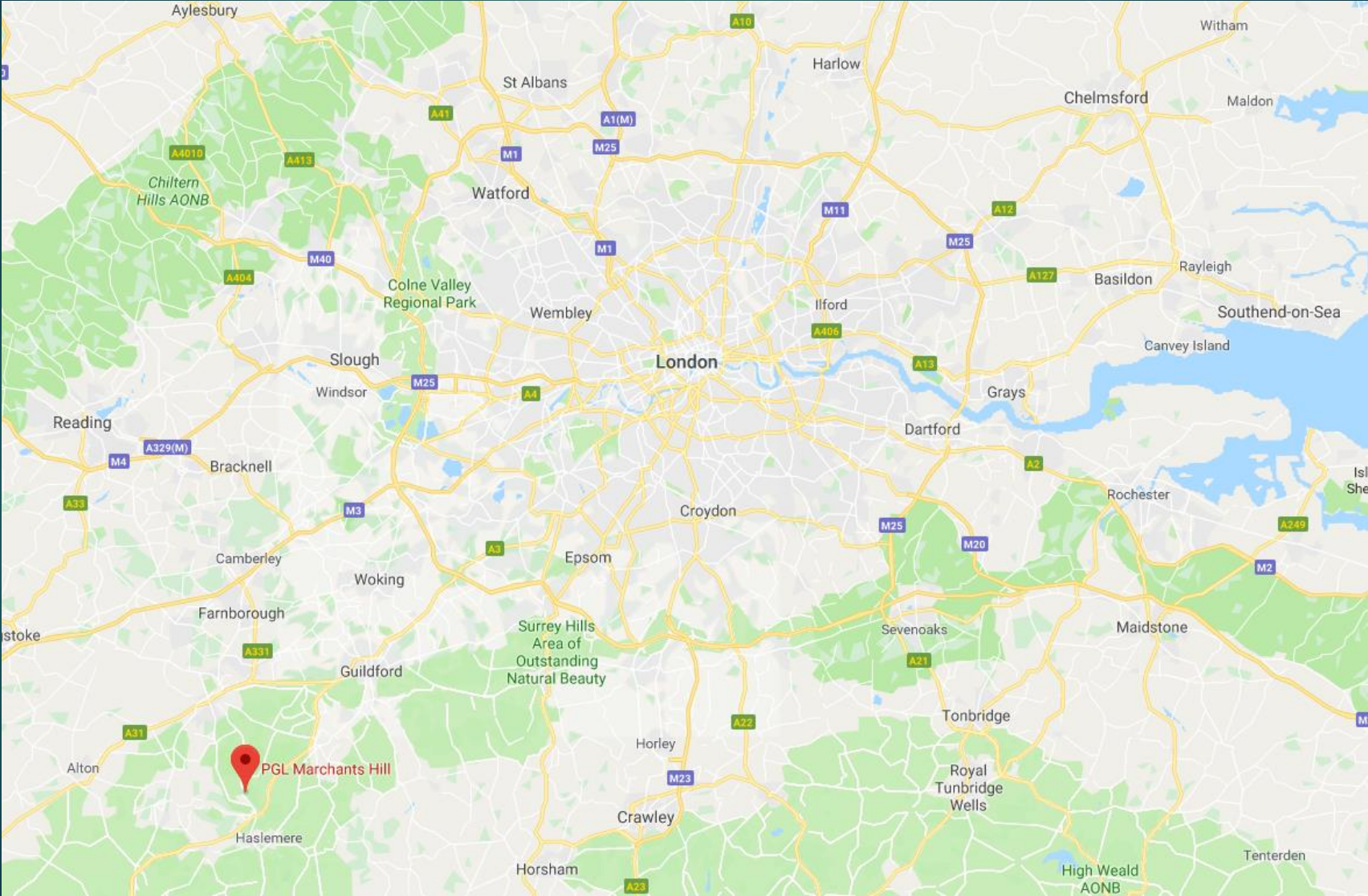


PGL – Marchant's Hill



18th May 2020

Location:



Accommodation:



- All rooms are for 6 children and are en suite.
- Children will let me know the names of children they'd like to have in their room and I will make the selections to ensure children are with at least one of their choices.
- Adults will have accommodation in the same block as the children and will be easily contactable at all times.

Safety:


- The centre is secured with fences and a locked/manned security gate.
- 24-hour first aid stations. Staff are first-aid trained.
- Security patrols from PGL staff during the night and children will be able to easily locate a member of school staff if there is a problem.
- We will, of course, be in contact with you if there is anything you need to be aware of.

Meals:

- Meals are held in the central dining room, where there will be unlimited salad on top of at least 3 daily choices.
- All meals offer a cooked option and there is PLENTY of choice for even the most selective eater. If there are any particular issues, please include this on the medical forms when they are sent out to you.
- Allergy and other information about meals will be sent, and will be catered for.





the dining room 

What can I eat?

	Monday	Tuesday	Wednesday	Thursday	Friday
Cheese Pizza	✓	✓	✓	✓	✓
Pepperoni Pizza	✓	✓	✓	✓	✓
Potato Wedges	✓	✓	✓	✓	✓
Spicy Tomato & Lardol Burg	✓	✓	✓	✓	✓



way 4

Daytime Activities:

- Giant Swing
- Climbing
- Rifle Shooting
- Zip Wire
- Aeroball
- Abseiling
- Raft Building
- Jacob's Ladder
- Challenge Course
- Orienteering
- Trapeze



Evening Activities:

- Ambush
- Capture the Flag
- Campfire
- Disco

Provisional timetable:

	Group	Meeting Point	Group Leader	Session 1 8:50 - 10:20	Session 2 10:30 - 12:00	Session 3 14:00 - 15:30	Session 4 15:40 - 17:10	Evening 19:30 - 21:00	
Monday	1						Arrive on Centre		Ambush (AMB3-BTHBW)
	2						Arrive on Centre		Ambush (AMB3-BTHBW)
	3						Arrive on Centre		Ambush (AMB3-BTHBW)
Tuesday	1			Giant Swing (GS1)	Problem Solving (PS1)	Climbing (CL2)	Rifle Shooting (R1)		Capture The Flag (CTF5-AREA4b)
	2			Problem Solving (PS1)	Giant Swing (GS1)	Rifle Shooting (R1)	Climbing (CL2)		Capture The Flag (CTF5-AREA4b)
	3			Climbing (CL3)	Problem Solving (PS2)	Giant Swing (GS2)	Rifle Shooting (R2)		Capture The Flag (CTF5-AREA4b)
Wednesday	1			Zip Wire (ZW1)	Aeroball (AE3)	Abseiling (AB1)	Buggy Building (BB1)		Campfire (CF1)
	2			Aeroball (AE3)	Zip Wire (ZW1)	Buggy Building (BB1)	Abseiling (AB1)		Campfire (CF1)
	3			Buggy Building (BB1)	Abseiling (AB1)	Zip Wire (ZW4)	Aeroball (AE1)		Campfire (CF1)
Thursday	1			Jacob's Ladder (JL1)	Challenge Course (CC1)	Trapeze (TR1)	Orienteering (OR4)		Disco (DIS1-SH)
	2			Challenge Course (CC1)	Jacob's Ladder (JL1)	Orienteering (OR4)	Trapeze (TR1)		Disco (DIS1-SH)
	3			Trapeze (TR5)	Challenge Course (CC3)	Jacob's Ladder (JL1)	Orienteering (OR5)		Disco (DIS1-SH)
Friday	1			Raft Building (RB1)	Raft Building (RB1)	Depart			
	2			Raft Building (RB2)	Raft Building (RB2)	Depart			

	Group	Meeting Point	Group Leader	Session 1 8:50 - 10:20	Session 2 10:30 - 12:00	Session 3 14:00 - 15:30	Session 4 15:40 - 17:10	Evening 19:30 - 21:00	
	3			Raft Building (RB3)	Raft Building (RB3)	Depart			

Getting Prepared

1. Please return medical form as soon as possible. Any medication your child needs should be brought to the school office first thing in the morning on Monday 18th May along with a completed medication form.
2. Refer to kit list for help with what to pack. Hopefully, the children will be having a disco on their final night so one smart outfit will be needed for this.
3. No electronic devices please, including mobile phones. However, children are permitted to bring a camera with them which they will be responsible for.

Getting Prepared



4. Letters from home – we do ask that all children have a letter from home to read whilst we are away. Try to keep it as upbeat as possible to ensure children remain positive and please do not tell your child you have written it as it will be a nice surprise for them all during the week. It would be very much appreciated if you could bring your letter in to the school office as soon as possible so we can make sure we have received a letter for every child.

5. Money – children can bring a maximum of £20 to spend at the tuck shop. They will be responsible for this and should keep it in a named wallet/purse.